

## **SCLA Shoreland Property Owners Survey Report**

**September 2020**

prepared by Timothy D. Sheldon

This report is made possible with funding from the Wisconsin Department of Natural Resources  
(Lake Planning Grant # LPLI 72920)

## SURVEY PURPOSE AND DESCRIPTION

The mission of the Spider Chain of Lakes Association (“Association” or “SCLA”) is a shared responsibility to preserve and protect the Spider Chain of Lakes for future generations. A primary focus of SCLA is preventing, detecting, and responding to invasive species by broadening the community's understanding of AIS threats through education, monitoring landings and lakes, and addressing invasive species through various strategies when needed.

In spring 2020, the Association was awarded a \$21,500 DNR grant to develop a Comprehensive Lake Management Plan to address water quality, aquatic plant management, lake habitat, and other management and social considerations for the long-term health of the Spider Chain of Lakes. Goal 1 of the plan is to understand lake residents’ concerns, perceptions, and motivations to enhance lake protection and increase involvement in the Spider Chain of Lakes Association. To this end, a sociological survey was created and administered to all shoreland property owners. The survey was designed to assess the attitudes and cultural behaviors that promote and impede the Association’s lake protection efforts. The survey is made-up of seven blocks:

- **Survey Narrative.** Provided an explanation of the purpose of the survey
- **Participant Residency.** Description of residency, tenure on the lake chain, and introduction to the lake chain
- **SCLA Participation and Perspectives.** Rating satisfaction and importance of a number of SCLA activities. Self-assessment of participation and willingness to participate
- **Participation and Lake Use.** Data on preferred lake activities and inventory of motorized and non-motorized watercrafts
- **Fishing and Fishery Management.** Interest in fishing, species preference, and attitudes about fishery management.
- **Attitudes about the Lake.** Level of agreement related to physical characteristics of the lake, preferences about lake views, and concerns related to water quality
- **Personal Views.** Open-ended responses to the following questions: (1) *List the three most important things to you about the Spider Chain.* (2) *List the three most important things that need to happen on the Spider Chain in the next 2 to 5 years.* (3) Non-member survey only: *According to our records, you are not currently a member of the Spider Chain of Lakes Association. If there is a specific reason for that decision, please share that with us*

The shoreland property owner survey varied in length depending on the Association membership status of the survey recipient. The Association member survey (“member survey”) was a 21-item survey consisting of 19 multiple-choice items and 2 open-ended items. This survey was administered using an online link. The non-member shoreland property owner survey (“non-member survey”) was a 17-item survey consisting of 14 multiple-choice items and 3 open-ended items. The non-member survey was administered as a mail-in, paper survey. The non-member mailing contained three items: a survey cover letter explaining the purpose of the survey and survey instructions, the 4-page survey, and a postage-paid return envelope.<sup>1</sup>

---

<sup>1</sup> Surveys differed in length. The member survey added five questions about the Association, which were not asked on the non-member survey. The non-member survey asked an additional open-ended question about why they were not SCLA members.

All survey recipients were notified that survey responses were confidential and that respondents would not be identifiable by their responses. Survey recipients also received contact information for the survey administrator, should they have questions or concerns.

## SURVEY ADMINISTRATION

The member survey was administered using an email link. Prior to receiving the survey link, a pre-announcement message was emailed to all SCLA members on June 15, 2020. The link to the survey was sent out to all 308 SCLA members two days later, on June 17. Two reminder messages were sent out in the same manner on July 8, 2020 and July 25, 2020. Survey administrators requested that only one member of each household complete the SCLA Shoreland Property Owners survey. One hundred nineteen (119) of the 165 Association households completed the online survey (response rate of 72%).

Seventy-four non-member shoreland property owners received a paper copy of the non-member survey.<sup>2</sup> By the July 31 deadline, 32 of the 74 non-members had completed and returned the survey (response rate of 43%).

One hundred fifty-one individuals completed the survey ( $n=151$ ) and the combined response rate for all shoreland owners, members and non-members, was 63%.<sup>3</sup> This response rate has a margin of error of 5% with a confidence level of 95%.<sup>4</sup> This means that the reported values for any given item on the survey will fall within  $\pm 5\%$  of the true percentage for the population, 95% of the time. Based on the relatively high response rate, the calculated margin of error, and the confidence level, it is likely that the survey findings for this sample will be representative of the views of most shoreland property owners on the Spider Chain.

## SURVEY RESULTS

The survey results we present in this section are based upon the combined responses of the member and non-member surveys.<sup>5</sup> Each table or figure is preceded by a brief narrative that summarizes the data for that table or figure. In Appendix A, we present all responses (as both percentages and counts) for the tables that are presented as *Figures* in the report.

### Owner Characteristics

**How the residence at the property is used.** Fifty percent of respondents (50%) reside on the Spider Chain mainly on the weekends (summers only, 11%; weekends throughout the year, 39%). Twenty-three percent of respondents (23%) report that they reside on the lake throughout the summer and more throughout the year. About one in five respondents (17%) state that they are year-round residents and only one of every 100 respondents principally use their residence as a rental property (see Table 1).

---

<sup>2</sup> Seventy-five paper surveys were mailed, however, one survey was returned to the Association, so only 74 surveys were received.

<sup>3</sup> Several crosstab analyses were performed. We found no significant differences between the responses of association members and non-members, so the response samples were combined.

<sup>4</sup> <https://www.qualtrics.com/blog/calculating-sample-size/>

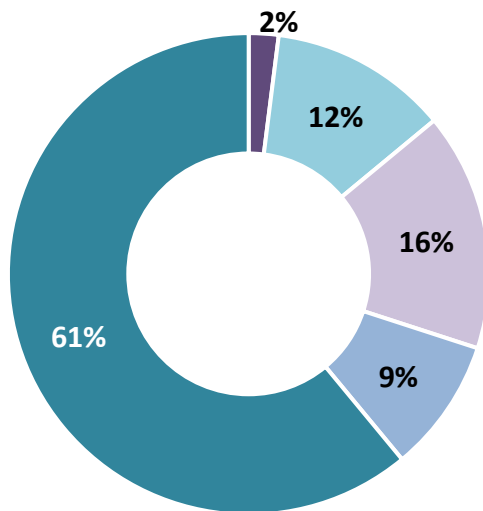
<sup>5</sup> As stated earlier, our analyses found no significant differences when comparing the responses of members and non-member respondents, so the data are presented together.

**Table 1. How the residence is used (n=150)**

|  | %    | Count |
|--|------|-------|
| Year-round residents                             | 17%  | 26    |
| Full time in summer and more throughout the year | 23%  | 34    |
| Full time in summer                              | 9%   | 13    |
| Summer weekends only                             | 11%  | 16    |
| Weekends throughout the year                     | 39%  | 59    |
| Rental property                                  | 1%   | 2     |
| Total  | 100% | 150   |

**Years of shoreland property ownership.** The figure below summarizes the length of time respondents have been shoreland property owners on the Spider chain (see Figure 1). A large percentage of respondents (86%) have owned their property for six or more years (6 to 10 years, 16%; 11 to 15 years, 9%; 16 or more years, 61%), while 14% of respondents have owned their property for five or fewer years (<1 year, 2%; 1 to 5 years, 12%).

**Years of Shoreland Property Ownership**



■ Less than 1 year ■ 1 to 5 years ■ 6 to 10 years ■ 11 to 15 years ■ 16 of more years

**Figure 1. Number of years you have owned your property (n=151)**

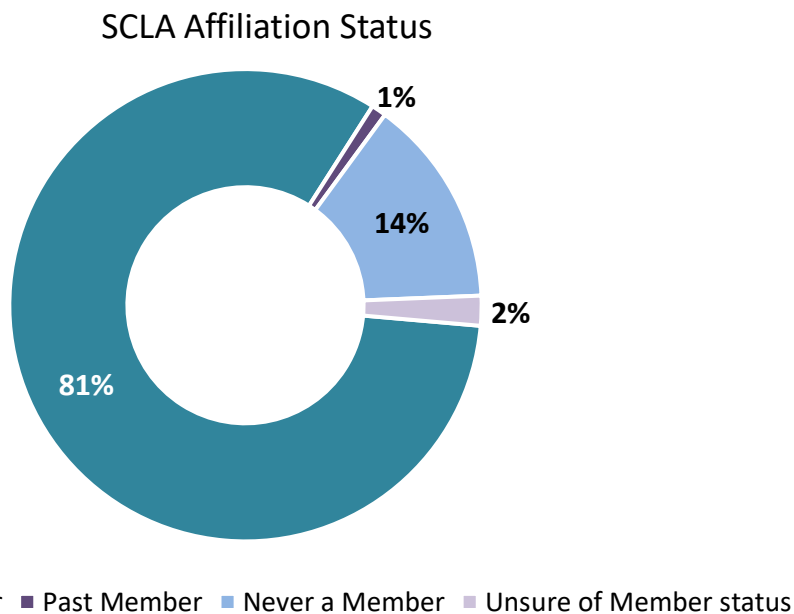
**First Visit to the Spider Chain.** The table below shows that about 90% of the current shoreland property owners first came to the Spider chain as guests, land owners, or as children or relatives of previous owners. The remaining 9% first came to the Spider chain as renters and later purchased land (see Table 2).

**Table 2. First visit to the Spider Chain of Lakes (n=150)**

|   | %    | Count |
|---|------|-------|
| Renter  | 9%   | 13    |
| Guest or visitor  | 29%  | 43    |
| Land owner (Purchased land as they came to the lake chain for the first time) | 35%  | 52    |
| A child or relative of someone who owned land                                 | 28%  | 42    |
| Total   | 100% | 150   |

### SCLA Participation and Perspectives

**SCLA Affiliation Status.** Eighty-one percent of the individuals who responded to the survey said that they were current members of the Association and 15% said that they had never been members. Five respondents said that they had been members of the Association in the past, but were no longer (1%), or were unsure of their membership status in the Association (2%) (see Figure 2).



**Figure 2. SCLA Affiliation Status (n=151)**

**SCLA Meeting Attendance.** Based on the responses of 106 respondents, meeting attendance for SCLA members varied broadly with about one-third of respondents (34%) saying they never attended meetings, 27% indicating that they attended every few years, 17% saying that they attend every year, and 22% saying that they attend more than one time every year (see Table 3).

**Table 3. SCLA meetings attendance (n=106)**

|                             | %    | Count |
|-----------------------------|------|-------|
| Never                       | 34%  | 36    |
| Every few years             | 27%  | 29    |
| Every year                  | 17%  | 18    |
| More than one time per year | 22%  | 23    |
| Total                       | 100% | 106   |

**Satisfaction with Association Activities and Efforts.** One hundred five Association members (105) responded to a question asking them to identify their level of satisfaction with eight Association efforts or activities (the Annual Memorial Day meeting; control of aquatic invasive species; social and educational activities that are offered throughout the year; the 4<sup>th</sup> of July parade and social float; the Annual Labor Day picnic; the SCLA website, *Spider Lines*, the semi-annual electronic newsletter; and SCLA Updates, the monthly electronic briefs). Response choices were: *very dissatisfied*, *dissatisfied*, *neither dissatisfied nor satisfied*, *satisfied*, and *very satisfied*.

The level of satisfaction (respondents who selected either *satisfied* or *very satisfied*) ranged between 57% to 97%. The activities and efforts receiving the highest levels of satisfaction were: The *Spider Lines* newsletter (97%), the SCLA monthly updates (94%), and the control of aquatic invasive species (93%). Member respondents were also very satisfied with the SCLA website. Eighty-seven percent of member respondents (87%) viewed the website satisfactorily (see Table 4).

**Table 4. Rate your level of SATISFACTION with the following Association activities/efforts (n=105)**

|  | Very Dissatisfied | Dissatisfied | Neither Dissatisfied nor Satisfied | Satisfied | Very Satisfied | Total |
|--|-------------------|--------------|------------------------------------|-----------|----------------|-------|
| Annual Meeting (Memorial Day)                        | 0%                | 3%           | 37%                                | 33%       | 28%            | 98    |
| Control of Aquatic Invasive Species (AIS)            | 1%                | 0%           | 6%                                 | 42%       | 51%            | 105   |
| Social and Educational Efforts (e.g., Wine & Wisdom) | 2%                | 3%           | 38%                                | 44%       | 13%            | 100   |
| 4th of July Boat Parade and Social Float             | 2%                | 5%           | 22%                                | 42%       | 30%            | 105   |
| Annual Picnic (Labor Day)                            | 0%                | 4%           | 31%                                | 36%       | 28%            | 102   |
| SCLA website   | 0%                | 1%           | 12%                                | 48%       | 39%            | 102   |
| Spider Lines (semi-annual electronic newsletter)     | 1%                | 0%           | 6%                                 | 48%       | 45%            | 104   |
| SCLA Updates (monthly electronic briefs)             | 1%                | 0%           | 5%                                 | 50%       | 44%            | 104   |

**Importance of Association Activities and Efforts.** Association members were asked to rate the same eight activities listed in Table 4, but this time based on the importance of those activities (*very unimportant, unimportant, neither unimportant nor important, important, and very important*). The four activities receiving the highest levels of satisfaction were also considered to be the most important (individuals who selected either *important* or *very important*). The top four activities were the control of aquatic invasive species (96%), the *Spider Lines* newsletter (96%), the SCLA monthly updates (93%), and the SCLA website (91%) (see Table 5).

**Table 5. Rate your assessment of IMPORTANCE of the following Association activities/efforts (n=105)**

|  | Very Unimportant | Unimportant | Neither Unimportant nor Important | Important | Very Important | Total |
|--|------------------|-------------|-----------------------------------|-----------|----------------|-------|
| Annual Meeting (Memorial Day)                        | 0%               | 2%          | 21%                               | 43%       | 34%            | 100   |
| Control of Aquatic Invasive Species (AIS)            | 3%               | 0%          | 1%                                | 10%       | 86%            | 105   |
| Social and Educational Efforts (e.g., Wine & Wisdom) | 1%               | 6%          | 34%                               | 47%       | 12%            | 100   |
| 4th of July Boat Parade and Social Float             | 5%               | 5%          | 27%                               | 47%       | 17%            | 101   |
| Annual Picnic (Labor Day)                            | 0%               | 6%          | 19%                               | 50%       | 25%            | 100   |
| SCLA website   | 1%               | 2%          | 1%                                | 50%       | 46%            | 103   |
| Spider Lines (semi-annual electronic newsletter)     | 1%               | 2%          | 5%                                | 47%       | 46%            | 103   |
| SCLA Updates (monthly electronic briefs)             | 2%               | 1%          | 7%                                | 48%       | 43%            | 103   |

**Willingness to Provide Support to the Association.** SCLA members were asked how willing they would be to provide financial support, over and above the \$25 membership dues, through tier-level support or gifts to the endowment and emergency operating fund. Members were also asked how willing they would be to provide hands-on support by volunteering to serve on the Board, committees, or projects. Response options were *not willing at all, somewhat willing, very willing, and doing it now*. Fifty-two percent of member respondents (52%) reported that they were already providing financial support in addition to their membership fees and 29% said that they were already contributing to the Association through volunteering. Fewer than 10% of the respondents were *very willing* to provide additional support in these ways. Over one-third were *somewhat willing* to provide additional financial support (36%) or hands-on support (43%). Only 5% of the individuals who responded to this item said that they were *not willing at all* to provide additional financial support, while about one-fifth (21%) were *not willing at all* to serve the Association through volunteerism (see Table 6).

**Table 6. Willingness to provide financial support or support through volunteering (n=105)**

|  | Not Willing at All | Somewhat Willing | Very Willing | Doing it Now | Total |
|--|--------------------|------------------|--------------|--------------|-------|
| Provide financial support to SCLA, over and above its membership dues (\$25/year), through tier-level support or gifts to the Endowment? | 5%                 | 36%              | 7%           | 52%          | 105   |
| Contribute volunteer hours to SCLA (e.g., board, committees, or projects)  | 21%                | 43%              | 8%           | 29%          | 105   |

**Non-members of the Association.** One additional open-ended question was asked on the non-member survey to better understand why shoreland property owners choose *not* to become members of the Spider Chain of Lakes Association. The open-ended item stated, “According to our records, you are not currently a member of the Spider Chain of Lakes Association. If there is a specific reason for that decision, please share that with us.” Twenty-two of the 32 non-member households who completed and returned the non-member survey responded to this item (69% response rate). The 22 responses were analyzed thematically and grouped into the nine categories listed below (see Table 7).

**Table 7. Reasons for not being an Association member (n=22)**

| According to our records, you are not currently a member of the Spider Chain of Lakes Association. If there is a specific reason for that decision, please share that with us. |   |
|--|---|
| Wish to join the Association   | 5 |
| Want to know more about SCLA before joining  | 4 |
| Already a member   | 4 |
| The Association is too political   | 3 |
| The Association is too restrictive   | 3 |
| Didn't know about SCLA   | 2 |
| Too much of a time commitment  | 2 |
| Leaving the area (moving away)   | 1 |
| The cost of membership dues is too much  | 1 |

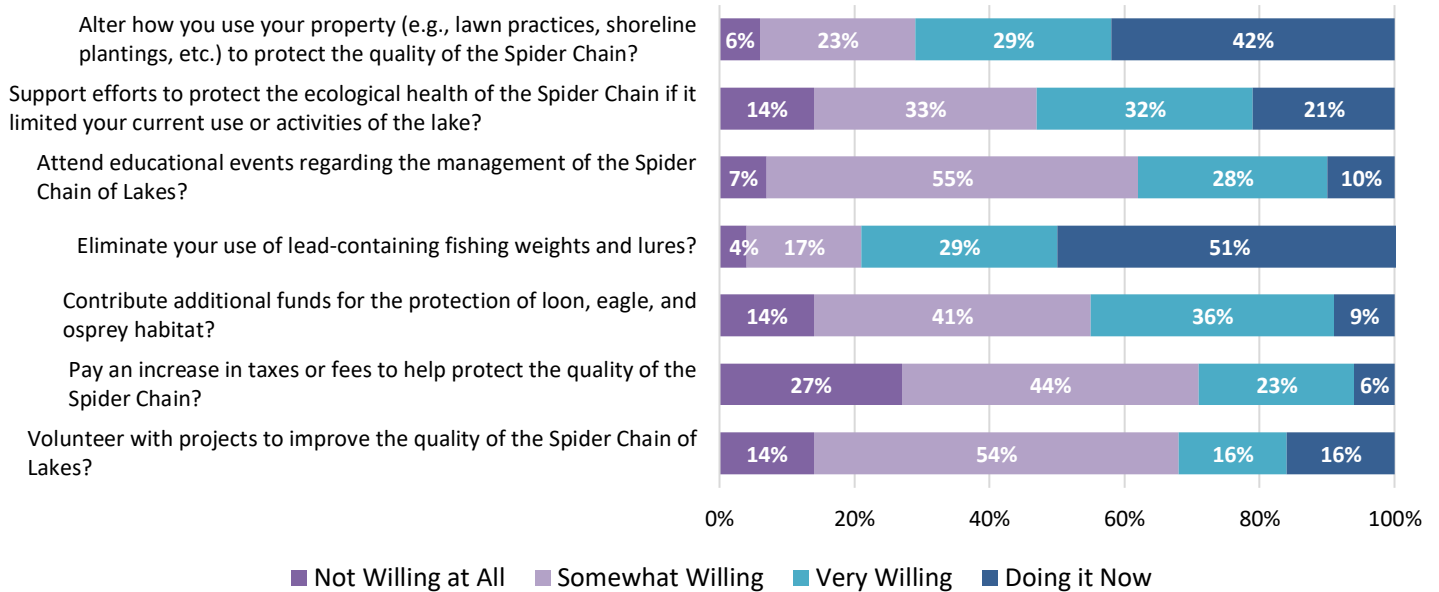
## Participation and Lake Use

**Willingness to Support Environmental and Ecological Practices.** In Figure 3 below, we asked shoreland property owners about their willingness to support seven environmental and ecological practices to improve animal habitat and water quality. Eliminating the use of lead-containing fish weights and lures



received the highest level of support with 51% of respondents reporting that they had already eliminated the use of lead-containing weights and lures and 29% indicating that they were *very willing* to do so. Seventy-one percent (71%) of the survey respondents indicated that they were supportive of altering their lawn practices and shoreline plantings to protect the quality of the Spider Chain (42% *doing it now*, 29% *very willing*). Fifty-three percent said that they were willing to support efforts to protect the ecological health of the Spider Chain if it meant limiting their current use of, or activities on, the lake (21% *doing it now*, 32% *very willing*) The dark blue segment displays the percentage of respondents who are *doing it now*. The turquoise segment indicates the percentage of property owners who are *very willing* to take on the environmental practice, and so forth (see Figure 3).

### Willingness to Support Environmental/Ecological Practices



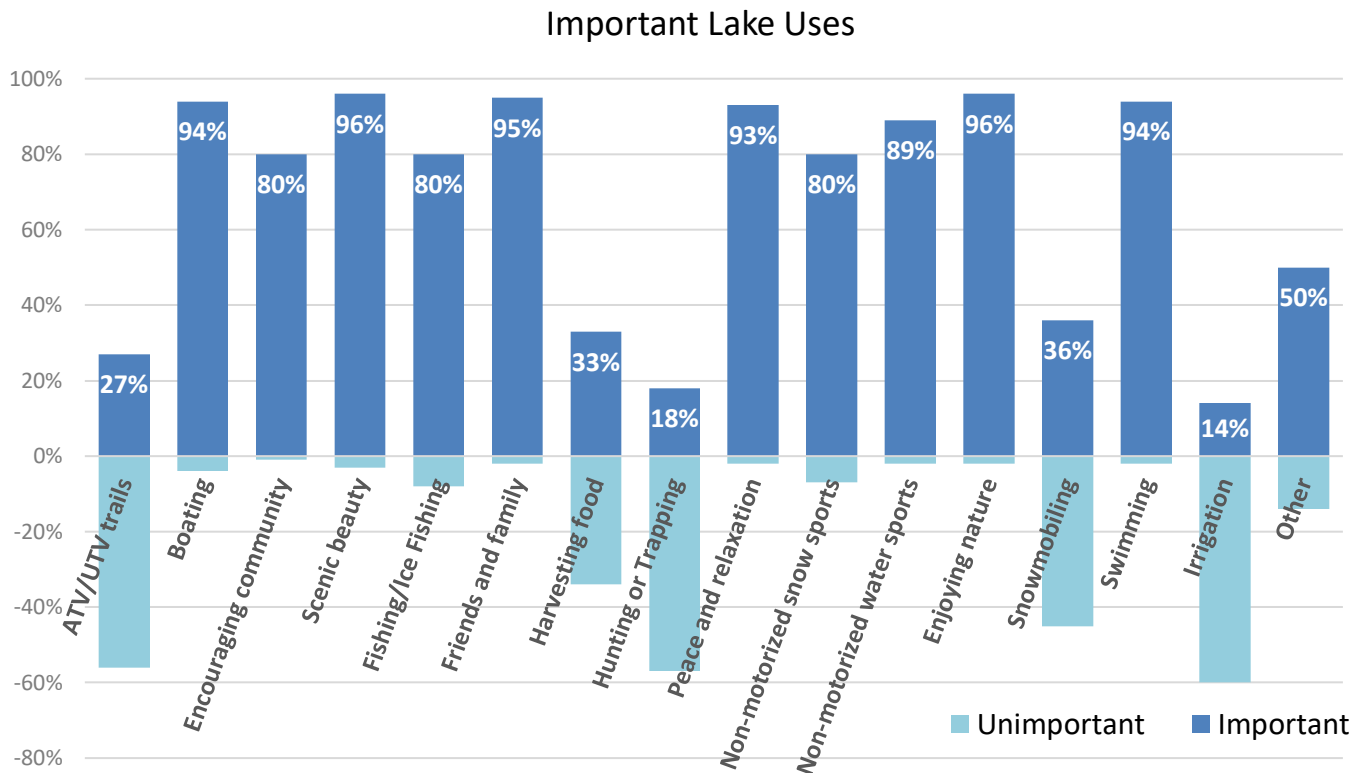
**Figure 3. Willingness to Support Environmental and Ecological Practices (n=138 to 140)**

**Watercrafts and Motorsports.** Association members and non-members were asked to provide an inventory of the watercrafts and other motorsports that they owned (snowmobiles, ATVs, and UTVs). Based on the 114 property owners who responded to this item, 95% own between one and three canoes or kayaks and 74% own between one and three motorboats. The vast majority of owners own no sailboats (94%), no jet skis (92%), no ATV/UTVs (90%), and no snowmobiles (89%) (see Table 8).

**Table 8. Watercrafts and Motorsports (n=114)**

|               | 0   | 1-2 | 3+  | Total |
|---------------|-----|-----|-----|-------|
| Motorboats    | 25% | 47% | 27% | 51    |
| Jet Skis      | 92% | 7%  | 1%  | 112   |
| Sailboats     | 94% | 5%  | 1%  | 105   |
| Canoes/Kayaks | 10% | 15% | 75% | 92    |
| Snowmobiles   | 89% | 6%  | 5%  | 114   |
| ATV/UTV       | 90% | 7%  | 3%  | 111   |

**Important Lake Uses.** Shoreland property owners use the Spider chain for a range of activities throughout the year. Figure 4 combines *strongly disagree* and *somewhat disagree* for an overall percentage of disagreement and combines *somewhat agree* and *strongly agree* for an overall percentage of agreement. The figure visually displays the extent of agreement based on how high each bar “floats” above the 0% line. The result highlights the lake uses considered more important from the perspective of survey respondents, as well as those uses that are viewed as less important. The most important activities are: Enjoying nature (96%), Scenic beauty (96%), Friends and family (95%), Boating (94%), Swimming (94%), and Peace and quiet (93%). The activities viewed as less important are ATV/UTV trails (27%), harvesting food (33%), hunting or trapping (18%), snowmobiling (36%), and Irrigation (14%). Note: We have removed the *neither disagree nor agree* option from this figure. Therefore, the shorter the bar, the larger the percent of respondents selecting *neither disagree nor agree*. (Figure 4).



**Figure 4. Important Lake Uses (n=137 to 141)**

**Family Participation on or Near the Spider Chain of Lakes.** Families on the Spider Chain participate in a variety of activities on or near the lake. Figure 5, lists the percentages of respondents who said that they take part in these activities *never*, *sometimes*, *often*, and *always*. The dark blue segment displays the percent of respondents who *always* participate in these activities. The turquoise segment indicates the percent of property owners who *often* participate in these activities, and so forth. The activities with the highest percentages of property owners saying *always* are: boating (55%), observing nature and photography (49%), canoeing/kayaking (47%), swimming (47%), and gathering with friends (46%). The activities listed most often as *never* are: hunting (76%), jet skiing (72%), sailing (69%), and snowmobiling (69%) (see Figure 5).

### Lake Use Frequencies

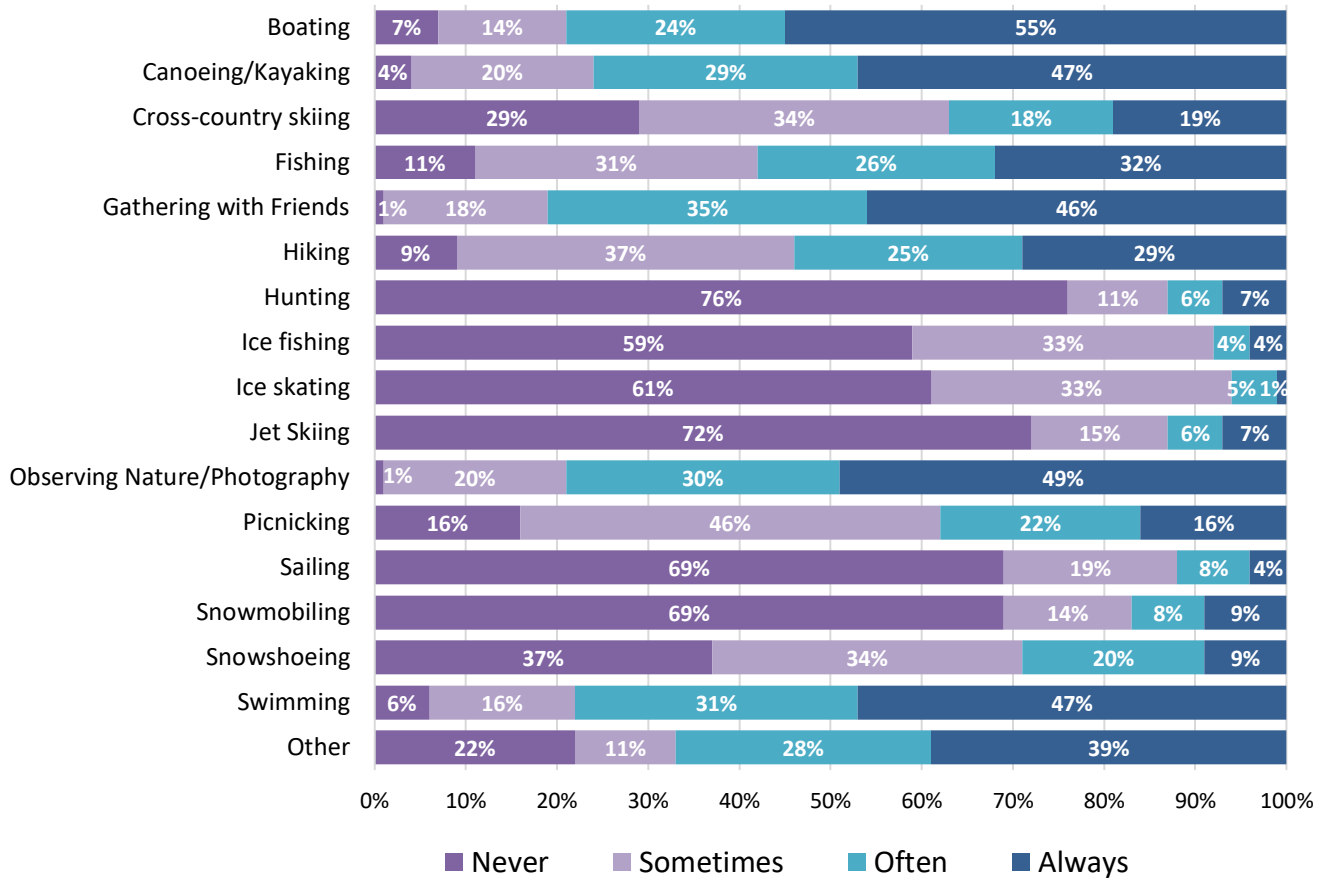
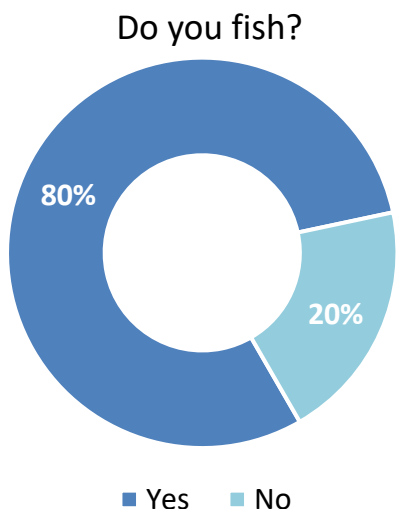


Figure 5. Lake Use Frequencies (n= 138 to 140)

## Fishing and Fishery Management

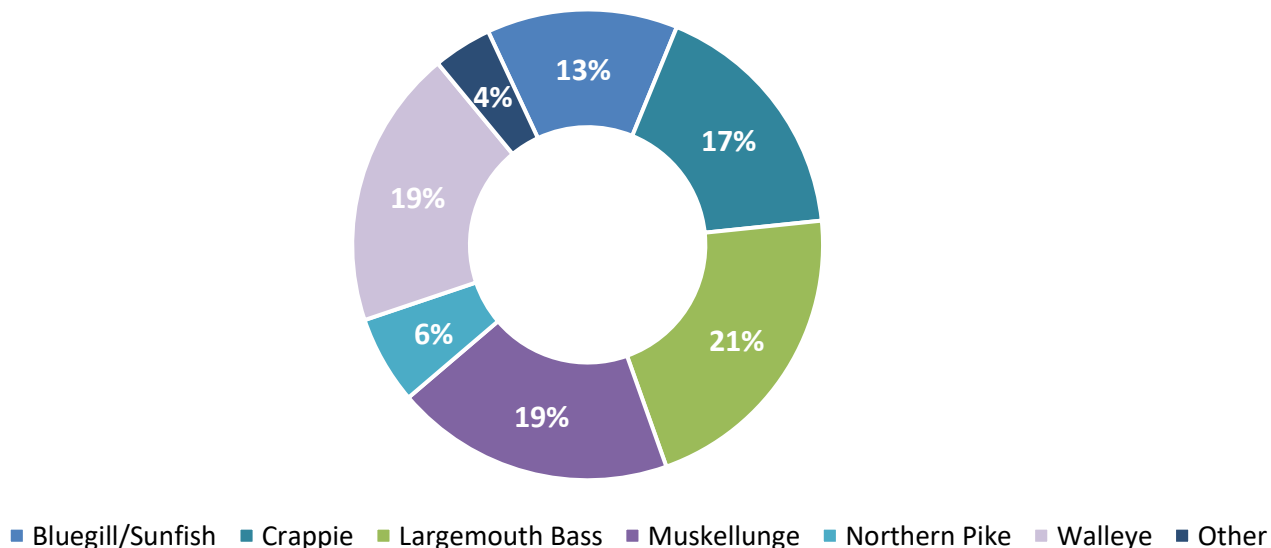
**Do you fish?** One survey item asked shoreland property owners whether or not they fished. Of the one hundred forty-one individuals who responded to this item, 80% of the respondents ( $n=113$ ) said, “Yes” they do fish, while 20% respondents ( $n=28$ ) indicated, “No” they do not fish (see Figure 6).



**Figure 6. Do you fish? ( $n=141$ )**

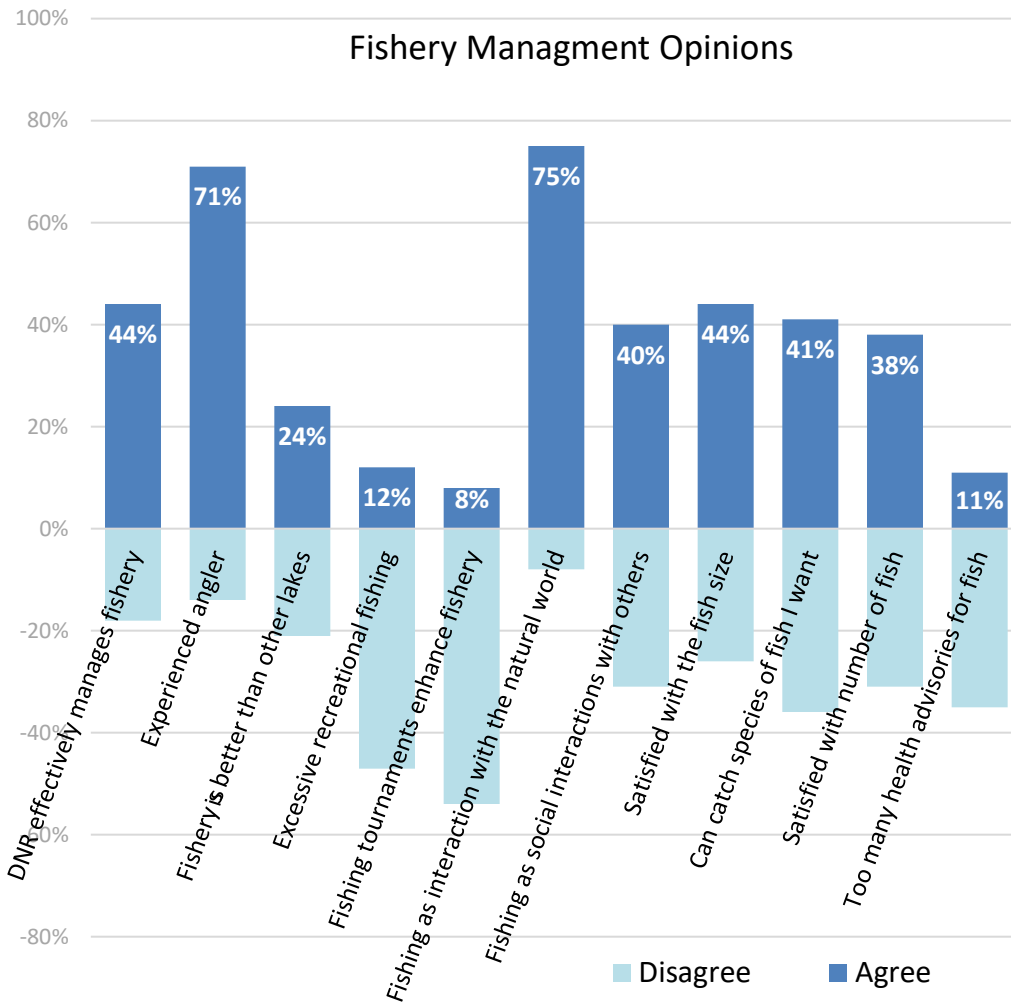
**Preferred Fish Species.** Many anglers enjoy fishing for all fish species found in the Spider Chain. Survey respondents chose from a list of seven fish species found in the chain. Respondents were directed to select all species from the list for which they typically fish. One hundred forty-one respondents tallied 391 fish selections. The three species most fished for were Largemouth Bass (21%), Muskellunge (19%), and Walleye (19%), but Bluegills and Sunfish, and Crappies were also popular species. Respondents were least likely to select Northern Pike (6%) and/or other (4%) (see Figure 7).

### Fish species you or your family typically fish for in the Spider Chain



**Figure 7. Fish species typically fished for ( $n=141$ )**

**Fishery Management Opinions.** The survey posed 11 items in the *Fish and Fishery Management* section that related to fishery management. Figure 8 combines *strongly disagree* and *somewhat disagree* for an overall percentage of disagreement and combines *somewhat agree* and *strongly agree* for an overall percentage of agreement. The figure visually displays the extent of agreement based on how high the bar “floats” above the 0% line. Note: We have removed the *neither disagree nor agree* option from this figure. Therefore, the shorter the bar, the larger the percent of respondents selecting *neither disagree nor agree*.



**Figure 8. Fishery Management Opinions (n=103 to 108)**

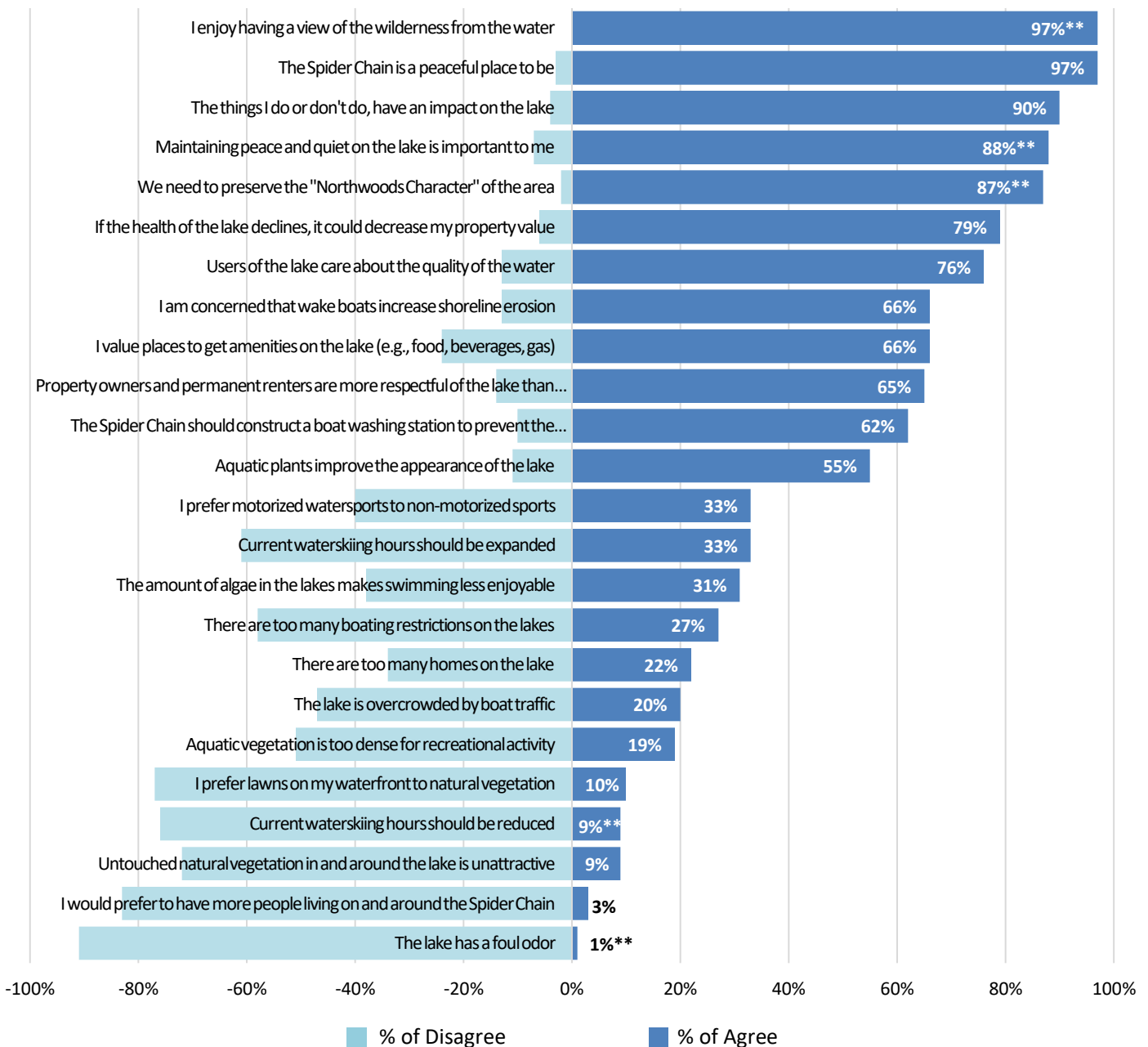
### Attitudes about the Lake

In this section, we assessed respondents’ levels of disagreement or agreement for 24 statements using the scale (*strongly disagree*, *somewhat disagree*, *neither disagree nor agree*, *somewhat agree*, and *strongly agree*). In Figure 9 below, we have combined the responses of shoreland property owners who selected *strongly disagree* and *somewhat disagree* together. We have also combined the responses of shoreland property owners who responded *somewhat agree* and *strongly agree*.<sup>6</sup> The statements are ordered in the figure from those having the highest level of agreement among respondents (top of the figure) to items with the highest level of agreement among respondents who *disagreed* (near the bottom of the figure).

<sup>6</sup> A double Asterisk (\*\*) placed next to the percent label signifies that 75% of the individuals who agreed (or disagreed) with the item selected *strongly agree* (or *strongly disagree*) (e.g., 84% of the respondents who disagreed with the statement, “The lake has a foul odor,” selected *strongly disagree*).

There are five items near the middle of Figure 9 that have roughly equal numbers of people who *agree* with the statements as those who *disagree* with the statements. When the number of people who *agree* are about equal with the number who *disagree*, it indicates that statement is a more contentious issue among property owners. For example, 40% of respondents *disagree* with the statement, “*I prefer motorized watersports to non-motorized sports*” and 33% of respondents *agree* with that statement. Similarly, 38% of the shoreland property owners *disagree* with the statement, “*The current amount of algae in the Spider Chain makes swimming less enjoyable,*” while 31% *agree* with the statement. Having said this, the remainder of those responding (about 30%) selected, *neither disagree nor agree*, meaning either that the statement is not applicable to their situation, or that they genuinely do not care (see Figure 9).

### Shoreland Owner Attitudes Related to the Spider Chain



**Figure 9. Shoreland Owner Attitudes Related to the Spider Chain (n=130 to 132)**

Table 9 below summarizes the same data that was presented above using a tabular format. It also presents the 11 items with the highest levels of agreement only. In the table, Column 1 displays the statement. Column 2 lists the combined percent of respondents who selected either *strongly disagree* or *somewhat disagree*. Column 3 lists the combined percent of respondents who selected either *somewhat agree* or *strongly agree*. Column 4 provides the percent of respondents who selected *strongly agree* (or *strongly disagree*). Column 5 calculates the ratios between the two response categories. For example, for the statement, “We need to preserve the ‘Northwoods Character’ of the area,” the ratio between those who *disagree* and *agree* with the statement is 1:44, meaning that for every individual who *disagrees* with the statement, 44 people *agree* with it. This indicates a high preference for the preservation of the “Northwoods character.”

**Table 9. Shoreland Owner Attitudes on Top 11 Items (n=130 to 132)**

| Indicate your level of agreement with the following statements.                             | Disagree | Agree | Strongly agree or disagree % | Ratio between positions |
|---|----------|-------|------------------------------|-------------------------|
| I enjoy having a view of the wilderness from the water                                      | 0%       | 97%   | <b>84%*</b>                  | 1:97 <sup>^</sup>       |
| The lake has a foul odor  | 91%      | 1%    | <b>84%</b>                   | 91:1                    |
| We need to preserve the "Northwoods Character" of the area                                  | 2%       | 87%   | <b>75%</b>                   | 1:44                    |
| The Spider Chain is a peaceful place to be  | 3%       | 97%   | 65%                          | 1:32                    |
| I would prefer to have more people living on and around the Spider Chain                    | 83%      | 3%    | 72%                          | 28:1                    |
| The things I do or don't do, have an impact on the lake                                     | 4%       | 90%   | 67%                          | 1:23                    |
| I am concerned that if the health of the lake declines, it could decrease my property value | 6%       | 79%   | 57%                          | 1:13                    |
| Maintaining peace and quiet on the lake is important to me                                  | 7%       | 88%   | <b>75%</b>                   | 1:13                    |
| Current waterskiing hours should be reduced   | 76%      | 9%    | <b>84%</b>                   | 8:1                     |
| Untouched natural vegetation in and around the lake is unattractive                         | 72%      | 9%    | 58%                          | 8:1                     |
| I prefer lawns on my waterfront to natural vegetation                                       | 77%      | 10%   | 71%                          | 8:1                     |

\* Column 4 cells that are **bolded** identify statements in which at least 75% of the responses were either *strongly agree* or *strongly disagree* based on the majority opinion.

<sup>^</sup> This ratio cannot be calculated, but it is greater than 1:91.

## Personal Views

The final two items on the survey were open-ended response items that provided shoreland property owner respondents an opportunity to share their personal perspectives. The two questions that were posed to survey takers were: (1) “List the three most important things to you about the Spider Chain”, and (2) “List the three most important things that need to happen on the Spider Chain in the next 2 to 5 years.” Respondents were limited to 150 words for both questions. In general, respondents listed three specific items, however, in a few instances, respondents listed only two things and in other instances respondents listed four things (this was true for both questions). For these analyses we assumed that the items listed first were relatively more important, than the items listed second, third, and fourth. For this reason, we

used a weighted count and coded the responses as follows: the first item listed was worth 4 points, the second item was worth 3 points, third item was worth 2 points, and fourth item was worth 1 point.

The analysis reveals that water quality of the lakes is the most important issue for the majority of property owners (ranked #1). Based on the findings, there is also a strong desire for a quiet place (ranked #2), and the need to preserve undeveloped and unspoiled shorelines, which shoreland owners associated with the “Northwoods character” or “wilderness” feel (ranked #3 and #4). These four top-ranked topics received 46% of the points of the 993 tallies. A relatively small number of shoreland owners completing this open-ended item mentioned keeping and enforcing current ski hours (4%) or expanding waterski hours (2%). Also, worth noting, the topics most closely related to environmental preservation and protection; numbers 1, 2, 3, 4, 5, and 12 comprise almost two-thirds of the summed tallies (64%) (see Table 10).

**Table 10. Three most important things about the Spider Chain (weighted count=993)**

| Rank | Topic  | Sum | % of total |
|------|--|-----|------------|
| 1    | Water quality  | 183 | 18%        |
| 2    | Peace and Quiet  | 149 | 15%        |
| 3    | Maintain an undeveloped shoreline                              | 134 | 13%        |
| 4    | The natural beauty of the lakes (incl. “Northwoods character”) | 101 | 10%        |
| 5    | Protecting habitat and ecological practices                    | 77  | 8%         |
| 6    | The sport of fishing or fishery concerns                       | 63  | 6%         |
| 7    | Family and community   | 57  | 6%         |
| 8    | Recreation of all kinds (ski, sail, kayak, jet ski, etc.)      | 56  | 6%         |
| 9    | Keep and enforce ski rules and hours                           | 40  | 4%         |
| 10   | Enforce ordinances, esp. zoning and building                   | 32  | 3%         |
| 11   | Restrictions on watercrafts (erosion, noise, speed, type)      | 27  | 3%         |
| 12   | Control of aquatic invasive species                            | 25  | 3%         |
| 13   | Expand ski rules and/or hours                                  | 19  | 2%         |
| 14   | Calls to share the lake (accessible to all)                    | 17  | 2%         |
| 15   | Concerns about the dam/water level                             | 5   | 1%         |
| 16   | Calls for amenities on the lakes (i.e., food/fuel)             | 4   | 0%         |
| 17   | Miscellaneous (proximity to Hayward, roads)                    | 4   | 0%         |
|      | Total  | 993 | 100%       |

**Most Important Issues Two to Five Years into the Future.** Property owners were asked to reflect on the most important issues for the Spider Chain to address in the next two to five years. The issues ranked #1 and #2 based on survey responses were: (1) Controlling aquatic invasive species, and (2) Enforcing Town Ordinances (esp. zoning ordinances related to building and shoreland). Water quality and fishery concerns were ranked third and fourth by the survey respondents in these open-ended items. Only a small number of individuals mentioned waterski hours, either expanded (6%) or reduced (5%), as one of their most important issues for the Spider chain in the next 2 to 5 years. This is consistent with survey respondents’ opinions in the *Lake Use Section* where the majority of shoreland owners want waterskiing hours to remain the same, neither reduced (76% *disagree*) nor expanded (61% *disagree*). Again, we observe that the topics that most closely relate to environmental preservation and protection; numbers 1, 2, 3, 5, 7, and 16 make up more than one-half the summed tallies (52%) (see Table 11).



**Table 11. Three most important things for Spider Chain in the next 2 to 5 years (weighted count=891)**

| Rank | Topic   | Sum | % Total |
|------|---|-----|---------|
| 1    | Control of aquatic invasive species                             | 207 | 23%     |
| 2    | Enforce ordinances (esp. zoning for building and shoreland)     | 111 | 12%     |
| 3    | Water quality   | 73  | 8%      |
| 4    | The sport of fishing or fishery concerns                        | 69  | 8%      |
| 5    | Protecting habitat and ecological practices                     | 65  | 7%      |
| 6    | Expand ski rules and/or hours                                   | 56  | 6%      |
| 7    | Restrictions on watercrafts (e.g., erosion, noise, speed, type) | 52  | 6%      |
| 8    | Keep and enforce current ski rules and hours                    | 45  | 5%      |
| 9    | Concerns about Town issues (cell tower, good roads, politics)   | 35  | 4%      |
| 10   | Praise and increased funding for SCLA                           | 30  | 3%      |
| 11   | Calls for amenities on the lakes (i.e., food/fuel)              | 28  | 3%      |
| 12   | More inclusive Spider Chain for everyone                        | 27  | 3%      |
| 13   | Education for environmental preservation and protection         | 25  | 3%      |
| 14   | Lake improvements (e.g., improved boat landing, parking)        | 19  | 2%      |
| 15   | Peace and respect   | 15  | 2%      |
| 16   | Concerns about light and noise pollution                        | 15  | 2%      |
| 17   | Concerns about the dam/water level                              | 11  | 1%      |
| 18   | Relax zoning ordinances   | 8   | 1%      |
|      | Total   | 891 | 100%    |

## SUMMARY OF FINDINGS

### Survey Overview

In spring 2020, the Association was awarded a \$21,500 DNR grant to develop a Comprehensive Lake Management Plan for the Spider Chain of Lakes. Goal 1 of the plan is to understand lake residents’ concerns, perceptions, and motivations to enhance lake protection and increase involvement in the Spider Chain of Lakes Association. To this end, this sociological survey was created and administered to all shoreland property owners. The survey was designed to assess the attitudes and cultural behaviors that promote and impede the Association’s lake protection efforts.

One hundred nineteen (119) of the 165 Association households completed the online survey (response rate of 72%). Seventy-four non-member shoreland property owners received a paper copy of the non-member survey. By the July 31 deadline, 32 of the 74 non-members had completed and returned the survey (response rate of 43%). One hundred fifty-one individuals completed the survey ( $n=151$ ) and the combined response rate for all shoreland owners, members and non-members, was 63%.<sup>7</sup> This response rate has a margin of error of 5% with a confidence level of 95%.<sup>8</sup> This means that the reported values for any given item on the survey will fall within  $\pm 5\%$  of the true percentage for the population, 95% of the

<sup>7</sup> Several crosstab analyses were performed. We found no significant differences between the responses of association members and non-members, so the response samples were combined.

<sup>8</sup> <https://www.qualtrics.com/blog/calculating-sample-size/>

time. Based on the relatively high response rate, the calculated margin of error, and the confidence level, it is likely that the survey findings of this survey sample will be representative of the views of most shoreland property owners on the Spider chain.

## Participant Residency

**How the residence is used.** Fifty percent of respondents (50%) reside on the Spider Chain mainly on the weekends (summers only, 11%; weekends throughout the year, 39%). Twenty-three percent (23%) of respondents report that they reside on the lake throughout the summer and more throughout the year.

**Years of shoreland property ownership.** A large percentage of respondents (86%) have owned their property for six or more years (6 to 10 years, 16%; 11 to 15 years, 9%; 16 or more years, 61%), while 14% of respondents have owned their property for five or fewer years (<1 year, 2%; 1 to 5 years, 12%).

## SCLA Participation and Perspectives

**SCLA Affiliation Status.** Eighty-one percent of the individuals who responded to the survey said that they were current members of the Association and 15% said that they had never been members. Five respondents had been members of the Association in the past, but were no longer (1%).

**Satisfaction with Association Activities and Efforts.** The activities and efforts receiving the highest levels of satisfaction were: The *Spider Lines* newsletter (97%), the SCLA monthly updates (94%), and controlling aquatic invasive species (93%). Member respondents were also very satisfied with the SCLA website. Eighty-seven percent of member respondents (87%) viewed the website satisfactorily.

**Importance of Association Activities and Efforts.** The top four activities were controlling aquatic invasive species (96%), the *Spider Lines* newsletter (96%), the SCLA monthly updates (93%), and the SCLA website (91%).

**Willingness to Provide Support to the Association.** Fifty-two percent of member respondents reported that they were already providing financial support in addition to their membership fees and 29% said that they were already contributing to the Association through volunteering.

## Participation and Lake Use

**Willingness to Support Environmental and Ecological Practices.** Eliminating the use of lead-containing fish weights and lures received the highest support with 51% of respondents reporting that they had already eliminated the use of lead-containing weights and lures and 29% indicating that they were *very willing* to do so. Seventy-one percent (71%) of the survey respondents indicated that they were supportive of altering their lawn practices and shoreline plantings to protect the quality of the Spider Chain (42% *doing it now*, 29% *very willing*). Fifty-three percent said that they were willing to support efforts to protect the ecological health of the Spider Chain if it meant limiting their current use of, or activities on the lake (21% *doing it now*, 32% *very willing*). These findings are consistent with and corroborated by the results of the open-ended items as well.

**Watercrafts and Motorsports.** Based on the responses of 114 shoreland property owners, 95% own between one and three canoes or kayaks and 74% own between one and three motorboats. The vast majority of owners own no sailboats (94%), no jet skis (92%), no ATV/UTVs (90%), and no snowmobiles (89%).

**Important Lake Uses.** The most important activities are: Enjoying nature (96%), Scenic beauty (96%), Family and Friends (95%), Boating (94%), Swimming (94%), and Peace and quiet (93%). The activities viewed as less important are: snowmobiling (36%), Harvesting food (33%), ATV/UTV trails (27%), Hunting or trapping (18%), and Irrigation (14%).

**Family Participation on or Near the Spider Chain of Lakes.** Families on the Spider Chain participate in a variety of activities on or near the lake. The activities with the highest percentages of property owners responding *always* are: boating (55%), observing nature and photography (49%), canoeing/kayaking (47%), swimming (47%), and gathering with friends (46%). The activities listed least often selected (*never*) are: hunting (76%), jet skiing (72%), sailing (69%), and snowmobiling (69%).

## Fishing and Fishery Management

**Do You Fish?** 80% of the respondents ( $n=113$ ) said, “Yes,” that they do fish, while 20% respondents ( $n=28$ ) indicated, “No,” they do not fish.

**Preferred Fish Species.** The three species most fished for were Largemouth Bass (21%), Muskellunge (19%), and Walleye (19%), but Bluegills and Sunfish, and Crappies were also popular species. Respondents were least likely to select Northern Pike (6%) and other (4%).

## Attitudes about the Lake

### High Levels of Agreement

High levels of *agreement* were observed in the following six statements:

- *I enjoy having a view of the wilderness from the water*
- *We need to preserve the "Northwoods Character" of the area*
- *The Spider Chain is a peaceful place to be*
- *The things I do or don't do, have an impact on the lake*
- *I am concerned that if the health of the lake declines, it could decrease my property value*
- *Maintaining peace and quiet on the lake is important to me*

### High Levels of Disagreement

High levels of *disagreement* were observed in the following five statements:

- *I prefer lawns on my waterfront to natural vegetation*
- *Untouched natural vegetation in and around the lake is unattractive*
- *Current waterskiing hours should be reduced*
- *I would prefer to have more people living on and around the Spider Chain*
- *The lake has a foul odor*

## Personal Views

**Most Important Issues for the Spider Chain.** The analysis reveals that water quality of the lakes is the most important issue for the majority of shoreland property owners. Based on the findings, there is also a strong desire for a quiet place and a place to be in a natural environment with undeveloped shorelines and a “Northwoods” or “wilderness” feel. Only a small number of individuals mentioned waterski hours, either reduced (4%) or expanded (2%), as one of their three most important issues for the Spider chain. This triangulates well with survey respondents’ opinions in the *Lake Use Section* where the majority of shoreland owners want waterskiing hours to remain the same, neither reduced (76% *disagree*) nor

expanded (61% *disagree*). Also, worth noting, the topics most closely related to environmental preservation and protection; numbers 1, 2, 3, 4, 5, and 12 comprise almost two-thirds of the summed tallies (64%)

**Most Important Issues Two to Five Years into the Future.** Property owners were asked to reflect on the most important issues for the Spider Chain in the next two to five years. The issues ranked #1 and #2 based on survey responses were: (1) Controlling aquatic invasive species and (2) Enforcing Town Ordinances (esp. zoning ordinances related to building and shoreland). Water quality and fishery concerns were ranked third and fourth by the survey respondents in these open-ended items. Again, we observe that the topics that most closely relate to environmental preservation and protection; numbers 1, 2, 3, 5, 7, and 16 make up more than one half the summed tallies (52%).

## CONCLUSIONS

**A typical Spider chain shoreland property owner.** Half of shoreland owners (50%) come to the lakes on summer weekends or weekends throughout the year. Almost nine out of ten shoreland owners (86%) have been on the Spider Chain for six or more years.

**SCLA.** Eight of every ten shoreland owners (81%) are members of the Spider Chain of Lakes Association. SCLA members say that the *most* important services and activities the Association provides are: controlling aquatic invasive species (96%), the *Spider Lines* newsletter (96%), the SCLA monthly updates (93%), and the SCLA website (91%).

**Actions.** The majority of respondents say they are very willing to do, or are already doing environmental efforts such as removing lead-containing weights and lures, altering lawn practices and shoreline plantings to improve water quality, and changing how they use the lakes in order to protect them.

**Activities.** Most shoreland owners own between one and three canoes or kayaks (95%) and between one and three motorboats (74%). The vast majority of owners own no sailboats (94%), no jet skis (92%), no ATV/UTVs (90%) and no snowmobiles (89%). The activities viewed as less important are: snowmobiling (36%), Harvesting food (33%), ATV/UTV trails (27%), Hunting or trapping (18%), and Irrigation (14%). Eight of every ten owners (80%) are active anglers. They prefer fishing for largemouth bass, walleyes, and muskies.

**Attitudes about the Spider Chain.** There are very high levels of agreement on preserving and protecting an undeveloped quality on the lakes. The vast majority of owners prefer natural shorelines, peace and quiet, and the “Northwoods” and “wilderness” character of the area. Further, they realize that what they do affects the lakes and that their shoreland property values are directly linked to the quality of the lakes. The majority do not want to see lawns. The majority of shoreland owners want waterskiing hours to remain the same, neither reduced (76%) nor expanded (61%).

**Lake issues.** The most important lakes issues are: maintaining water quality; peace and quiet; retaining the wilderness setting; preserving the unspoiled, undeveloped shoreline; and controlling aquatic invasive species.

**Comprehensive Lake Management Plan efforts.** A Comprehensive Lake Management Plan for the Spider Chain of Lakes should consider the desires of most shoreland property owners to preserve the “Northwoods” and “wilderness” nature of the lake chain. Nearly all owners say they are concerned about preserving the water quality of the lakes, preventing and controlling aquatic invasive species, and

maintaining a quality fishery. Spider Chain shoreland property owners have a strong environmental stewardship ethic and the Comprehensive Lake Management Plan should use this value as a primary guiding principle.

## APPENDIX A

Appendix A includes Tables that were presented as Figures in the report and all responses for the two open-ended items.

**Table 2. Select the option that best describes the number of years you have owned your property. (n=151)**

| # | Answer             | %    | Count |
|---|--------------------|------|-------|
| 1 | Less than one year | 2%   | 3     |
| 2 | 1 to 5 years       | 12%  | 18    |
| 3 | 6 to 10 years      | 16%  | 24    |
| 4 | 11 to 15 years     | 9%   | 14    |
| 5 | 16 or more years   | 61%  | 92    |
|   | Total              | 100% | 151   |

**Table. SCLA Membership Status (n=151)**

| # | Answer                          | %    | Count |
|---|---------------------------------|------|-------|
| 1 | I am a current member           | 81%  | 123   |
| 2 | I am a past member              | 1%   | 2     |
| 3 | I have never been a member      | 15%  | 23    |
| 4 | I am unsure of my member status | 2%   | 3     |
|   | Total                           | 100% | 151   |

**Table. How willing would you be to... ? (n=138, 139)**

| # | Question   | Not Willing at All |    | Somewhat |    | Very Willing |    | Doing it Now |    | Total |
|---|--|--------------------|----|----------|----|--------------|----|--------------|----|-------|
| 1 | Alter how you use your property (e.g., lawn practices, shoreline plantings, etc.) to protect the quality of the Spider Chain?  | 6%                 | 9  | 23%      | 32 | 29%          | 40 | 42%          | 58 | 139   |
| 2 | Support efforts to protect the ecological health of the Spider Chain if it limited your current use or activities on the lake? | 14%                | 19 | 33%      | 46 | 32%          | 45 | 21%          | 29 | 139   |
| 3 | Attend educational events regarding the management of the Spider Chain of Lakes?   | 7%                 | 10 | 55%      | 76 | 28%          | 39 | 10%          | 14 | 139   |
| 4 | Eliminate your use of lead-containing fishing weights and lures?   | 4%                 | 5  | 17%      | 23 | 29%          | 40 | 51%          | 70 | 138   |
| 5 | Contribute additional funds for the protection of loon, eagle, and osprey habitat?   | 14%                | 19 | 41%      | 57 | 36%          | 50 | 9%           | 12 | 138   |
| 6 | Pay an increase in taxes or fees to help protect the quality of the Spider Chain?  | 27%                | 38 | 44%      | 62 | 23%          | 32 | 6%           | 8  | 140   |
| 7 | Volunteer with projects to improve the quality of the Spider Chain of Lakes?   | 14%                | 20 | 54%      | 76 | 16%          | 22 | 16%          | 22 | 140   |

**Table. Important Lake Uses (n=137 to 141)**

| #  | Question  | Very Unimportant | Unimportant | Neither Unimportant nor Important | Important | Very Important | Total |     |    |     |     |     |
|----|---|------------------|-------------|-----------------------------------|-----------|----------------|-------|-----|----|-----|-----|-----|
| 1  | ATV/UTV trails  | 44%              | 60          | 12%                               | 17        | 16%            | 22    | 12% | 17 | 15% | 21  | 137 |
| 2  | Boating   | 3%               | 4           | 1%                                | 2         | 1%             | 2     | 20% | 28 | 74% | 105 | 141 |
| 3  | Encouraging a sense of community among users of the lakes | 1%               | 1           | 0%                                | 0         | 20%            | 28    | 38% | 53 | 42% | 59  | 141 |
| 4  | Enjoying scenic beauty                                    | 3%               | 4           | 0%                                | 0         | 1%             | 1     | 16% | 23 | 80% | 112 | 140 |
| 5  | Fishing/Ice Fishing                                       | 4%               | 6           | 4%                                | 5         | 12%            | 17    | 32% | 45 | 48% | 67  | 140 |
| 6  | Gathering with friends and family                         | 2%               | 3           | 0%                                | 0         | 3%             | 4     | 22% | 31 | 73% | 103 | 141 |
| 7  | Harvesting food (e.g., wild rice, fish)                   | 16%              | 23          | 18%                               | 26        | 32%            | 45    | 28% | 40 | 5%  | 7   | 141 |
| 8  | Hunting or Trapping                                       | 39%              | 55          | 18%                               | 25        | 25%            | 35    | 14% | 19 | 4%  | 6   | 140 |
| 9  | Maintaining a sense of peace and relaxation               | 2%               | 3           | 0%                                | 0         | 6%             | 8     | 24% | 33 | 69% | 96  | 140 |
| 10 | Non-motorized snow sports                                 | 4%               | 6           | 3%                                | 4         | 13%            | 18    | 35% | 49 | 45% | 63  | 140 |
| 11 | Non-motorized water sports                                | 1%               | 2           | 1%                                | 1         | 9%             | 13    | 36% | 50 | 53% | 74  | 140 |
| 12 | Observing or enjoying nature                              | 1%               | 2           | 1%                                | 1         | 2%             | 3     | 22% | 31 | 74% | 104 | 141 |
| 13 | Snowmobiling  | 29%              | 41          | 16%                               | 22        | 19%            | 26    | 19% | 27 | 17% | 24  | 140 |
| 14 | Swimming  | 2%               | 3           | 0%                                | 0         | 4%             | 6     | 31% | 43 | 63% | 87  | 139 |
| 15 | Using water for irrigation or lawn                        | 42%              | 58          | 18%                               | 25        | 26%            | 36    | 10% | 14 | 4%  | 6   | 139 |
| 16 | Other   | 9%               | 2           | 5%                                | 1         | 36%            | 8     | 5%  | 1  | 45% | 10  | 22  |

**Table. Family Lake Use Frequencies (n=139, 140)**

| #  | Question                     | Never | Sometimes | Often | Always | Total |    |     |    |     |
|----|------------------------------|-------|-----------|-------|--------|-------|----|-----|----|-----|
| 1  | Boating                      | 7%    | 10        | 14%   | 20     | 24%   | 34 | 54% | 75 | 139 |
| 2  | Canoeing/Kayaking            | 4%    | 6         | 20%   | 28     | 29%   | 41 | 46% | 65 | 140 |
| 3  | Cross-country skiing         | 29%   | 41        | 34%   | 48     | 18%   | 25 | 19% | 26 | 140 |
| 4  | Fishing                      | 11%   | 15        | 31%   | 44     | 26%   | 36 | 32% | 45 | 140 |
| 5  | Gathering with Friends       | 1%    | 1         | 18%   | 25     | 35%   | 49 | 46% | 65 | 140 |
| 6  | Hiking                       | 9%    | 12        | 37%   | 52     | 25%   | 35 | 29% | 41 | 140 |
| 7  | Hunting                      | 76%   | 107       | 11%   | 15     | 6%    | 8  | 7%  | 10 | 140 |
| 8  | Ice fishing                  | 59%   | 83        | 32%   | 45     | 4%    | 6  | 4%  | 6  | 140 |
| 9  | Ice skating                  | 61%   | 86        | 33%   | 46     | 5%    | 7  | 1%  | 1  | 140 |
| 10 | Jet Skiing                   | 72%   | 101       | 15%   | 21     | 6%    | 8  | 7%  | 10 | 140 |
| 11 | Observing Nature/Photography | 1%    | 2         | 20%   | 28     | 29%   | 41 | 49% | 69 | 140 |
| 12 | Picnicking                   | 16%   | 23        | 46%   | 64     | 22%   | 31 | 16% | 22 | 140 |
| 13 | Sailing                      | 69%   | 96        | 19%   | 26     | 9%    | 12 | 4%  | 6  | 140 |
| 14 | Snowmobiling                 | 69%   | 96        | 14%   | 19     | 9%    | 13 | 9%  | 12 | 140 |
| 15 | Snowshoeing                  | 37%   | 52        | 34%   | 47     | 21%   | 29 | 9%  | 12 | 140 |
| 16 | Swimming                     | 6%    | 9         | 16%   | 23     | 31%   | 44 | 46% | 64 | 140 |
| 17 | Other                        | 22%   | 4         | 11%   | 2      | 28%   | 5  | 39% | 7  | 18  |

**Q13 - Do you fish? (n=141)**

| # | Answer | %    | Count |
|---|--------|------|-------|
| 1 | Yes    | 80%  | 113   |
| 2 | No     | 20%  | 28    |
|   | Total  | 100% | 141   |

**Table. Preferred Fish Species (n=141)**

| # | Answer           | %    | Count |
|---|------------------|------|-------|
| 1 | Bluegill/Sunfish | 13%  | 50    |
| 2 | Crappie          | 17%  | 68    |
| 3 | Largemouth Bass  | 21%  | 84    |
| 4 | Muskellunge      | 19%  | 76    |
| 5 | Northern Pike    | 6%   | 25    |
| 6 | Walleye          | 19%  | 73    |
| 7 | Other            | 4%   | 15    |
|   | Total            | 100% | 391   |



**Table 8. Please indicate your level of agreement with the following statements regarding fisheries management (n=103 to 108)**

| #  | Question  | Strongly Disagree | Somewhat Disagree | Neither Disagree nor Agree | Somewhat Agree | Strongly Agree | Total |     |    |     |    |     |
|----|---|-------------------|-------------------|----------------------------|----------------|----------------|-------|-----|----|-----|----|-----|
| 1  | The Wisconsin DNR effectively manages the fishery of the Spider Chain                               | 7%                | 7                 | 11%                        | 12             | 38%            | 41    | 36% | 38 | 8%  | 9  | 107 |
| 2  | I would consider myself an experienced angler   | 7%                | 7                 | 7%                         | 8              | 15%            | 16    | 42% | 45 | 29% | 31 | 107 |
| 3  | The fishery in the Spider Chain of Lakes is better than other lakes in the area                     | 6%                | 6                 | 15%                        | 16             | 56%            | 59    | 19% | 20 | 5%  | 5  | 106 |
| 4  | There is excessive recreational fishing in the Spider Chain   | 19%               | 21                | 28%                        | 30             | 41%            | 44    | 7%  | 8  | 5%  | 5  | 108 |
| 5  | Use of the Spider Chain fishery for fishing tournaments enhances its quality                        | 22%               | 24                | 32%                        | 35             | 38%            | 41    | 5%  | 5  | 3%  | 3  | 108 |
| 6  | The most important element of fishing on the Spider Chain is the interaction with the natural world | 1%                | 1                 | 7%                         | 7              | 18%            | 19    | 42% | 45 | 33% | 35 | 107 |
| 7  | The most important element of fishing on the Spider Chain is the social interactions with others    | 12%               | 13                | 19%                        | 20             | 30%            | 32    | 34% | 36 | 6%  | 6  | 107 |
| 8  | I am generally satisfied with the size of fish in the Spider Chain of Lakes                         | 5%                | 5                 | 21%                        | 22             | 31%            | 33    | 40% | 43 | 4%  | 4  | 107 |
| 9  | I am generally able to catch the species of fish I want in the Spider Chain                         | 9%                | 10                | 27%                        | 29             | 22%            | 24    | 38% | 41 | 3%  | 3  | 107 |
| 10 | I am generally satisfied with the number of fish in the Spider Chain                                | 8%                | 9                 | 23%                        | 25             | 30%            | 32    | 37% | 40 | 1%  | 1  | 107 |
| 11 | There are too many human health advisories for fish in the lake                                     | 16%               | 16                | 19%                        | 20             | 54%            | 56    | 9%  | 9  | 2%  | 2  | 103 |

**Q17 - Indicate your level of agreement with the following statements (n=131, 132)**

| # | Question  | Strongly Disagree | Somewhat Disagree | Neither Disagree nor Agree | Somewhat Agree | Strongly Agree | Total |     |    |     |     |     |
|---|---|-------------------|-------------------|----------------------------|----------------|----------------|-------|-----|----|-----|-----|-----|
| 1 | I enjoy having a view of the wilderness from the water                        | 0%                | 0                 | 0%                         | 0              | 3%             | 4     | 16% | 21 | 81% | 108 | 133 |
| 2 | Maintaining peace and quiet on the lake is important to me                    | 0%                | 0                 | 7%                         | 9              | 5%             | 7     | 22% | 29 | 66% | 86  | 131 |
| 3 | The Spider Chain is a peaceful place to be                                    | 1%                | 1                 | 2%                         | 2              | 1%             | 1     | 34% | 45 | 63% | 83  | 132 |
| 4 | Aquatic plants improve the appearance of the lake                             | 3%                | 4                 | 8%                         | 11             | 34%            | 45    | 27% | 35 | 28% | 37  | 132 |
| 5 | The current amount of algae in the Spider Chain makes swimming less enjoyable | 17%               | 22                | 21%                        | 28             | 32%            | 42    | 26% | 34 | 5%  | 6   | 132 |
| 6 | We need to preserve the "Northwoods Character" of the area                    | 1%                | 1                 | 1%                         | 1              | 11%            | 15    | 22% | 29 | 65% | 85  | 131 |
| 7 | Aquatic vegetation is too dense for recreational activity                     | 19%               | 25                | 32%                        | 43             | 29%            | 39    | 17% | 23 | 2%  | 3   | 133 |
| 8 | Untouched natural vegetation in and around the lake is unattractive           | 42%               | 55                | 30%                        | 39             | 20%            | 26    | 5%  | 7  | 4%  | 5   | 132 |
| 9 | The lake has a foul odor  | 76%               | 100               | 15%                        | 20             | 8%             | 11    | 0%  | 0  | 1%  | 1   | 132 |

**Table. Indicate your level of agreement with the following statements (n=131 to 133)**

| # | Question  | Strongly Disagree | Somewhat Disagree | Neither Disagree nor Agree | Somewhat agree | Strongly agree | Total |     |    |     |    |     |
|---|---|-------------------|-------------------|----------------------------|----------------|----------------|-------|-----|----|-----|----|-----|
| 1 | I am concerned that if the health of the lake declines, it could decrease my property value | 1%                | 1                 | 5%                         | 6              | 16%            | 21    | 34% | 45 | 45% | 59 | 132 |
| 2 | There are too many homes on the lake  | 11%               | 15                | 23%                        | 31             | 42%            | 56    | 17% | 23 | 5%  | 7  | 132 |
| 3 | Users of the lake care about the quality of the water                                       | 1%                | 1                 | 12%                        | 16             | 11%            | 15    | 57% | 76 | 19% | 25 | 133 |
| 4 | The things I do or don't do, have an impact on the lake                                     | 2%                | 2                 | 2%                         | 3              | 7%             | 9     | 30% | 39 | 60% | 78 | 131 |
| 5 | I prefer lawns on my waterfront to natural vegetation                                       | 55%               | 73                | 22%                        | 29             | 13%            | 17    | 7%  | 9  | 3%  | 4  | 132 |

|   |   |     |    |     |    |     |    |     |    |     |    |     |
|---|---|-----|----|-----|----|-----|----|-----|----|-----|----|-----|
| 6 | I would prefer to have more people living on and around the Spider Chain                              | 60% | 80 | 23% | 31 | 14% | 18 | 3%  | 4  | 0%  | 0  | 133 |
| 7 | Property owners and permanent renters are more respectful of the lake than visiting users of the lake | 4%  | 5  | 10% | 13 | 21% | 28 | 33% | 44 | 32% | 42 | 132 |

**Q19 - Indicate your level of agreement with the following statements (n=130 to 133)**

| # | Question   | Strongly Disagree | Somewhat Disagree | Neither Disagree nor Agree | Somewhat Agree | Strongly Agree | Total |     |    |     |    |     |
|---|--|-------------------|-------------------|----------------------------|----------------|----------------|-------|-----|----|-----|----|-----|
| 1 | I value having places to get amenities while on the lake (e.g., food, beverages, gas)                    | 14%               | 18                | 10%                        | 13             | 11%            | 14    | 31% | 41 | 35% | 46 | 132 |
| 2 | I prefer motorized watersports to non-motorized sports   | 17%               | 22                | 23%                        | 30             | 27%            | 35    | 25% | 32 | 8%  | 11 | 130 |
| 3 | The Spider Chain should construct a boat washing station to prevent the introduction of invasive species | 4%                | 5                 | 6%                         | 8              | 28%            | 36    | 40% | 52 | 22% | 29 | 130 |
| 4 | I am concerned that wake boats increase shoreline erosion  | 8%                | 11                | 5%                         | 7              | 20%            | 27    | 33% | 44 | 33% | 43 | 132 |
| 5 | The lake is overcrowded by boat traffic  | 16%               | 21                | 31%                        | 41             | 33%            | 43    | 15% | 20 | 5%  | 7  | 132 |
| 6 | There are too many boating restrictions on the Spider Chain of Lakes                                     | 40%               | 53                | 18%                        | 24             | 15%            | 20    | 14% | 18 | 13% | 17 | 132 |
| 7 | Current waterskiing hours should be expanded   | 50%               | 66                | 11%                        | 14             | 6%             | 8     | 15% | 20 | 18% | 23 | 131 |
| 8 | Current waterskiing hours should be reduced  | 64%               | 85                | 12%                        | 16             | 15%            | 20    | 4%  | 5  | 5%  | 6  | 132 |

**Q20 - List the three most important things to you about the Spider Chain. (150 words or fewer) (n=105)**

| List the three most important things to you about the Spider Chain. (n= 105)                           |
|--|
| 1. Natural beauty<br>2. Current state of recreation and peaceful balance is great.<br>3. Water quality |
| 1. Keeping the water clean<br>2. Peace and quiet<br>3. Nature  |
| 1. Fishing opportunities<br>2. Natural beauty<br>3. Water quality                                      |
| 1. View of the lake<br>2. Clean water  |

|   |
|---|
| 3. Good fishing   |
| 1. The up north feel on the lake<br>2. The undeveloped shoreline that exists<br>3. The 200' min shoreline requirement   |
| 1. 11-3 window for skiing is a good balance. Keep this!<br>2. Preserving the look of the shoreline<br>3. Limiting shoreline erosion                               |
| 1. Peace<br>2. Quiet<br>3. Friendly   |
| 1. Balance of fishing/sailing/motorsports<br>2. Pollution   |
| 1. Natural beauty<br>2. Undeveloped shoreline<br>3. Evening restrictions of jet skis, etc.  |
| 1. Preserving and protecting the waters and woods.<br>2. Uphold current zoning ordinances and easement laws.<br>3. Quietness - respect for the environment.       |
| 1. Fishing<br>2. Boating and swimming<br>3. Controlling population and boat traffic on the chain.   |
| 1. Motorized water sports<br>2. Fishing<br>3. Water quality and beauty  |
| 1. Recreation on the lake<br>2. Quiet time  |
| 1. Enjoy being able to play on the lake, but feel ski hours should be extended.   |
| 1. Peace and quiet<br>2. Wildlife   |
| 1. Quiet hours on the lakes, peace and quiet all of the time<br>2. Maintain/create as needed wilderness/North woods character<br>3. Clean water                   |
| 1. Restricting jet skis to 11-3<br>2. Peace and Quiet<br>3. Bass  |
| 1. Allow all types of users to enjoy the chain<br>2. End the idea that the few "own" the lake   |
| 1. Viewing the wilderness from the water.   |
| 1. Natural beauty<br>2. Quiet<br>3. Fishing   |
| 1. Fishing<br>2. Swimming<br>3. ATV and snowmobiling  |
| 1. Wild, scenic, peaceful setting.<br>2. Importance placed by "most owners and renters" on maintaining the quality of water and land.<br>3. Friends and memories. |
| 1. Clean, clear water<br>2. Loons   |

|  |
|--|
| <ol style="list-style-type: none"> <li>1. To be able to waterskiing [sic].</li> <li>2. Keep the development to a minimum.</li> <li>3. Protect the shoreline.</li> </ol>  |
| <ol style="list-style-type: none"> <li>1. Quality of the water is good, but could be better</li> <li>2. Relative quiet in the evening is important, OK with noise from 11-3 pm</li> </ol>  |
| <ol style="list-style-type: none"> <li>1. Fishing</li> <li>2. Boating</li> <li>3. Nature</li> </ol>  |
| <ol style="list-style-type: none"> <li>1. Water clarity</li> <li>2. Weed invasive to the Chain.</li> <li>3. Channels to be maintained for water levels to get boats through.</li> </ol>  |
| <ol style="list-style-type: none"> <li>1. I like the current boating regulations and do not seek change.</li> <li>2. Would like to see fewer ATV restrictions.</li> <li>3. Opposed to boat cleaning station at Little Spider Lake Landing, but not a Clear Lake Landing.</li> </ol>  |
| <ol style="list-style-type: none"> <li>1. Time away with family and friends to enjoy water activities</li> <li>2. Outdoor recreational activities with my family</li> </ol>  |
| <ol style="list-style-type: none"> <li>1. Maintain or improve water quality</li> <li>2. Shoreline erosion control</li> <li>3. Respectful use of the lake by its users to ensure that everyone can enjoy their time and that the surrounding beauty and nature are valued.</li> </ol>   |
| <ol style="list-style-type: none"> <li>1. The natural beauty of the lake and shoreline (including not being able to see homes from the water.)</li> <li>2. The cleanliness of the water and keeping invasive species out.</li> <li>3. The peacefulness and serenity of the area.</li> </ol>  |
| <ol style="list-style-type: none"> <li>1. Waterfowl</li> <li>2. Natural shorelines</li> <li>3. Water quality</li> </ol>  |
| <p>Spider Lake is great as it provides for a diverse experience such as:</p> <ol style="list-style-type: none"> <li>1. High-quality fishing in a clean water Lake.</li> <li>2. Exposure to natural beauty thru water activities via boating or kayaking.</li> <li>3. Inclusion of whole family fun events like tubing and water skiing and swimming.</li> </ol>  |
| <ol style="list-style-type: none"> <li>1. Clean, cool water</li> <li>2. Quiet</li> <li>3. Community of like-minded Lakers</li> </ol>   |
| <ol style="list-style-type: none"> <li>1. Invasive species</li> <li>2. Water quality</li> <li>3. Short term rentals should be allowed</li> </ol>   |
| <ol style="list-style-type: none"> <li>1. Peaceful interaction with nature in the woods on a lake.</li> <li>2. Lake access to water activities. fishing, boating, kayaking, canoeing, swimming</li> <li>3. Solitude, privacy,</li> </ol>   |
| <ol style="list-style-type: none"> <li>1. We enjoy the remote wilderness feel of the Spider Lake Chain</li> <li>2. We enjoy water recreation opportunities (e.g. boating/tubing, kayaking, paddle boarding)</li> <li>3. Having well maintained/plowed roads</li> </ol>   |
| <ol style="list-style-type: none"> <li>1. Water clarity</li> <li>2. Lack of noise</li> <li>3. Natural appearing shoreline</li> </ol>   |
| <ol style="list-style-type: none"> <li>1. Water quality — swimming in the chain is heavenly and the cool, clear water unobstructed by invasive species is becoming a rarity. It is one important thing that makes the chain so desirable.</li> <li>2. Uncrowded shoreline —to see the woods from the lake creates the "Northwoods feel" so valued by visitors and owners.</li> <li>3. Restricted waterskiing hours — allows for parts of the day to be quiet.</li> </ol> |

|   |
|---|
| <ol style="list-style-type: none"> <li>1. Northwoods character</li> <li>2. Water activities</li> <li>3. Pristine lake</li> </ol>  |
| <ol style="list-style-type: none"> <li>1. Maintaining the "Up North" feeling.</li> <li>2. Maintaining the restrictions on motorized lake vehicles in the morning and evening.</li> <li>3. Maintaining lake quality</li> </ol>   |
| <ol style="list-style-type: none"> <li>1. Extend waterski hours for weekends.</li> <li>2. Marina for gas/food</li> <li>3. Consistent enforcement of rules. Shoreline mitigation regarding piers and docks.</li> </ol>   |
| <ol style="list-style-type: none"> <li>1. Water clarity</li> <li>2. Wildlife habitat-loons, ducks, fish, Eagles</li> <li>3. Peace and quiet</li> </ol>  |
| <ol style="list-style-type: none"> <li>1. Beauty</li> <li>2. Serenity</li> <li>3. Quiet</li> </ol>  |
| <ol style="list-style-type: none"> <li>1. Fishing</li> <li>2. Wildlife and preservation of environment</li> <li>3. Lake quality</li> </ol>  |
| <ol style="list-style-type: none"> <li>1. Clean/clear water.</li> <li>2. Shoreline protection both physical and legal (protect Shoreline Ordinances).</li> <li>3. Maintain Northwoods character. Note--there was no mention or question your survey regarding how people feel about light pollution from neighboring properties and the negative effect on night sky viewing.</li> </ol>  |
| <ol style="list-style-type: none"> <li>1. Protect the water</li> <li>2. Limit the hours of speed on the lake to 11 - 3p.m</li> <li>3. Enforce sound of music etc.</li> <li>4. Retain restrictions of RV parks and large events</li> </ol>   |
| <ol style="list-style-type: none"> <li>1. Quiet</li> <li>2. Controlling boating speeds and limiting times for higher speeds</li> </ol>  |
| <ol style="list-style-type: none"> <li>1. Health of lake and shoreline</li> <li>2. Nature (animal, trees, and flowers)</li> <li>3. Peace and Quiet (particularly evening, night, and early morning).</li> </ol>   |
| <ol style="list-style-type: none"> <li>1. Ownership of private family lakefront property.</li> <li>2. Natural environment</li> <li>3. Water activities on the lake, e.g. boating, fishing, swimming, canoeing, etc.</li> </ol>  |
| <ol style="list-style-type: none"> <li>1. Maintain water quality</li> <li>2. Maintain natural beauty</li> <li>3. Increase spirit of cooperation among all property owners and visitors.</li> </ol>  |
| <ol style="list-style-type: none"> <li>1. The Pristine Beauty</li> <li>2. The Lifelong Friendships</li> <li>3. The Best Place To Enjoy Family</li> </ol>  |
| <p>Family has owned a cabin on the Chain for 55+ years. Annually use the cabin during the time period April - early December.</p> <ol style="list-style-type: none"> <li>1. Enjoy the natural beauty of the Chain &amp; National Forest, especially during the Spring &amp; Fall.</li> <li>2. Relax &amp; recharge for the fast pace life back home.</li> <li>3. Majority of Residents &amp; Visitors respect "personal space" on the water.</li> </ol> |
| <ol style="list-style-type: none"> <li>1. The north woods, remote feel to the lakes</li> <li>2. Having quiet hours in the morning and evening</li> <li>3. Having significant undeveloped shoreline</li> </ol>   |
| <ol style="list-style-type: none"> <li>1. Natural beauty</li> <li>2. Quiet</li> <li>3. Wildlife</li> </ol>  |

|  |
|--|
| <ol style="list-style-type: none"> <li>1. Natural beauty</li> <li>2. wildlife</li> <li>3. proximity to Hayward.</li> </ol>   |
| <ol style="list-style-type: none"> <li>1. Fishing.</li> <li>2. Water Sports (skiing, etc.).</li> <li>3. No Eurasian Milfoil, Zebra Mussels, etc.</li> </ol>  |
| <ol style="list-style-type: none"> <li>1. Unspoiled views.</li> <li>2. Natural habitat.</li> <li>3. Restful/quiet.</li> </ol>  |
| <ol style="list-style-type: none"> <li>1. Serenity In amazingly good ecological shape,</li> <li>2. given today's world So much available right here: kayaking, mountain biking, hiking, nature photography, and the list goes on.</li> </ol>   |
| <ol style="list-style-type: none"> <li>1. Our current water ski hours allow something for everyone and do not need to change.</li> <li>2. Maintaining our quality of water as well as keeping invasive plants out of our lakes. The Lake Monitors are doing a great job.</li> <li>3. The peace and quiet and character of our lakes need to be preserved.</li> </ol>   |
| <ol style="list-style-type: none"> <li>1. keeping the lake natural and quiet</li> <li>2. allowing for fun on the water but not disturbing wildlife.</li> <li>3. preserving the quality of the water.</li> </ol>  |
| <ol style="list-style-type: none"> <li>1. Retain the natural beauty of the lake from overdevelopment by individual property owners.</li> <li>2. Keep our chain of lakes free of Aquatic Invasive Species,</li> <li>3. Encourage a sense of community.</li> </ol>   |
| <ol style="list-style-type: none"> <li>1) The large watershed with limited development that in-turn creates healthy lakes and a habitat supporting diverse wildlife</li> <li>2) The existing longstanding Town of Spider Lake ordinances that protect and preserve the north woods character - especially the shoreline ordinances requiring a MINIMUM property shoreline of 200 feet - thereby reducing the impact of human activity on this fragile natural environment</li> <li>3) The Spider Chain of Lakes Association unwavering commitment to preserving and protecting our lakes and watershed.</li> </ol> |
| <ol style="list-style-type: none"> <li>1. Natural beauty</li> <li>2. Wildlife</li> <li>3. Healthy lake</li> </ol>  |
| <ol style="list-style-type: none"> <li>1. Health of the lakes/surrounding land</li> <li>2. Ability to use the lake for recreational activities</li> <li>3. Beauty/peaceful environment of the lakes</li> </ol>   |
| <p>The three most important things about the Spider Chain is to</p> <ol style="list-style-type: none"> <li>1. maintain the water quality level,</li> <li>2. maintain the quality of the fishing, and</li> <li>3. do all we can to prevent the introduction of invasives while maintaining the right of the public to access this lake.</li> </ol>  |
| <ol style="list-style-type: none"> <li>1. How clean it is</li> <li>2. That we have loons</li> <li>3. The shoreline</li> </ol>  |
| <ol style="list-style-type: none"> <li>1. Quiet</li> <li>2. Natural Beauty</li> <li>3. Wildlife</li> </ol>   |
| <ol style="list-style-type: none"> <li>1. natural beauty,</li> <li>2. current zoning density,</li> <li>3. water quality</li> </ol>   |
| <ol style="list-style-type: none"> <li>1. That it stays natural</li> <li>2. It is a place to get "away from it all"</li> </ol>   |

|   |
|---|
| 3. A time to relax and enjoy family   |
| <ol style="list-style-type: none"> <li>1. Natural beauty</li> <li>2. peaceful</li> <li>3. clear water</li> </ol>  |
| <ol style="list-style-type: none"> <li>1. Preserve the water and shoreline quality</li> <li>2. Protect the water form AIS</li> <li>3. Protect the peace and quiet of the lake outside of water ski hours.</li> </ol>  |
| <ol style="list-style-type: none"> <li>1. Protect Town Zoning (shoreline zoning, building codes, and ENFORCE them)</li> <li>2. Enforce Town and DNR regulations on speed, noise, fireworks, etc.</li> <li>3. Protect the watershed (minimize development, minimize short term rentals)</li> </ol>   |
| <ol style="list-style-type: none"> <li>1. Having it be a place for family and friends to gather and enjoy the lake in a variety of ways.</li> <li>2. Preserve the beauty of the lake and the properties on it.</li> <li>3. Create a better fishery.</li> </ol>  |
| <ol style="list-style-type: none"> <li>1. Scenery,</li> <li>2. quiet,</li> <li>3. wildlife</li> </ol>   |
| <ol style="list-style-type: none"> <li>1. Quiet, clean, and natural.</li> <li>2. I do not like the wake boats. I think they destroy the shoreline and make it so others cannot enjoy the lake because the waves are too big.</li> <li>3. Opening up Friday night skiing would be nice because it would allow those traveling after work on Friday to get some skiing in.</li> <li>4. The jet skiers that I have witnessed on the lake has been loud, fast, and disrespectful to slow/no wake areas on the lake. They, too, come out into the lake and make loops and loops and many waves so that we have had to go in from enjoying our time on the lake. They are loud and disruptive.</li> </ol> |
| <ol style="list-style-type: none"> <li>1. Peaceful,</li> <li>2. compromised boating hours;</li> <li>3. annual picnic and boat parade at 10:00 am</li> </ol>   |
| <ol style="list-style-type: none"> <li>1. Water quality</li> <li>2. Isolation</li> </ol>  |
| <ol style="list-style-type: none"> <li>1) How quiet our lake is (Big Spider). Love that there is hardly any boat traffic. Love looking out and seeing fisherman. Love the "quiet hours"</li> <li>2) LOVE looking out and seeing so much "forest". Love that (most) house fronts do not have lawns</li> <li>3) Love feeling like when we are at our cabin that we are the BWCA because it is so quiet</li> </ol>   |
| <ol style="list-style-type: none"> <li>1. Water quality</li> <li>2. Improvement of the fishery (including the stocking of extended growth walleye)</li> <li>3. Maintenance of habitat for loons, heron, etc.</li> </ol>   |
| <ol style="list-style-type: none"> <li>1. The lake should be kept accessible for all property owners, renters, guests for all water activities.</li> <li>2. Whoever is controlling the lake level needs to be removed, he had the boards out this spring when the lake should be at a high point before the summer. It was 6-8 inches too low for that time of the year.</li> <li>3. If you are allowing snowmobiles then you need to also allow for ATVs.</li> </ol>   |
| <ol style="list-style-type: none"> <li>1. Overall health of lake chain</li> <li>2. Quiet times to enjoy nature</li> <li>3. Ability to enjoy water sports</li> </ol>   |
| <ol style="list-style-type: none"> <li>1. Quality of the bass/walleye/musky fishery</li> <li>2. Semi-privateness of the chain</li> <li>3. Sense of community with the area</li> </ol>   |
| <ol style="list-style-type: none"> <li>1. Natural Beauty</li> <li>2. Quiet Atmosphere with current boat restrictions</li> <li>3. Clean Lake</li> </ol>  |
| <ol style="list-style-type: none"> <li>1. Thoughtful Neighbors</li> <li>2. Clean, Useable Water</li> </ol>  |



|   |
|---|
| 3. Wildlife (except geese :))   |
| <ol style="list-style-type: none"> <li>1. Water quality</li> <li>2. natural shorelines</li> <li>3. family</li> </ol>  |
| <ol style="list-style-type: none"> <li>1. Clean water,</li> <li>2. recreational use of the lakes and</li> <li>3. maintaining property values</li> </ol>   |
| <ol style="list-style-type: none"> <li>1. Peace and quiet,</li> <li>2. beauty</li> <li>3. good water quality.</li> </ol>  |
| <ol style="list-style-type: none"> <li>1. quiet natural settings and peace on the lakes</li> <li>2. Less motorized everything</li> <li>3. control of invasive species of plants and fish</li> </ol>   |
| <ol style="list-style-type: none"> <li>1. Pristine water,</li> <li>2. natural beauty of the shoreline,</li> <li>3. quiet existence.</li> </ol>  |
| <ol style="list-style-type: none"> <li>1. Beauty,</li> <li>2. Northwoods weather,</li> <li>3. control of lot size</li> <li>4. Food and gas on the lake</li> </ol>   |
| <ol style="list-style-type: none"> <li>1. Good quality fishing</li> <li>2. Enforced quiet lake rules</li> <li>3. Monitoring for invasive plants and aquatic species</li> </ol>  |
| <ol style="list-style-type: none"> <li>1. Family enjoyment</li> <li>2. Our children and grandchildren being able to enjoy their favored activities.</li> <li>3. Water quality</li> </ol>  |
| <ol style="list-style-type: none"> <li>1. Family traditions</li> <li>2. Quality of lakes</li> <li>3. Zoning laws that mandate amount of frontage and setbacks</li> </ol>  |
| <ol style="list-style-type: none"> <li>1) lake quality</li> <li>2) natural beauty of the lake, forests, and wildlife</li> <li>3) family and friends</li> </ol>  |
| <ol style="list-style-type: none"> <li>1. Maintaining the ecology of the lake.</li> <li>2. Maintaining water quality.</li> <li>3. Preparing a plan to address a decline in the previous two mentioned things.</li> </ol>  |
| <ol style="list-style-type: none"> <li>1. Natural beauty and that people care about it.</li> <li>2. Water quality and</li> <li>3. peace and quiet.</li> </ol>   |
| <ol style="list-style-type: none"> <li>1. Semi-quiet lake –</li> <li>2. ability to water ski as is currently.</li> <li>3. Preserve nature and beauty 200 ft. frontage limitation that limits the number of homes on the lake</li> </ol>   |
| <ol style="list-style-type: none"> <li>1. Natural undeveloped beauty of the lake, with the majority of the shoreline in a natural state.</li> <li>2. Quiet nature of the lake, with restricted boat speed limits most of the time, but still allow times for waterskiing/jet skis. Boat traffic is not excessive. Those living on the lake do not have loud parties or play loud music on and around the lake.</li> <li>3. All of the wildlife that is supported in the area of Spider Lake.</li> </ol> |
| <ol style="list-style-type: none"> <li>1. Minimal shoreline development.</li> <li>2. Quiet lake atmosphere.</li> <li>3. Natural setting.</li> </ol>   |
| 1 Scenery   |

|  |
|--|
| 2 Quiet  |
| 3 Nature   |
| 1. Quiet<br>2. Abundance of nature<br>3. Clean water   |
| 1. Healthy, clean water.<br>2. Access to lake, trails, good roads.<br>3. Quiet.  |
| 1. The historical perspective and beauty and peacefulness of the lakes.<br>2. The clean water and efforts to minimize invasive species<br>3. The wildlife that shares the Spider Chain of Lakes  |
| 1. The peacefulness,<br>2. fishing, and<br>3. the solitude and quiet.  |
| 1. The quality of the water,<br>2. the preservation of the shoreline for aquatic species and<br>3. the prevention of the introduction of invasive species.   |
| 1. We, my wife and I, appreciate peace and quiet.<br>2. We don't like fast jet skis up and down the lake.  |
| 1. Water quality<br>2. Wildlife/fisheries<br>3. Friendships  |
| 1. There are many lakes/bays and miles of pristine shoreline and clean, clear, relatively invasive-free water.<br>2. We have (had) a sense of community and respect/enjoyment for and of our neighbors!<br>3. That we have a relaxing, fun, very special gathering place for family and friends. |
| 1. Relative lack of cabins compared to other area lakes,<br>2. natural setting,<br>3. cleanliness of lake.   |
| 1. Quiet atmosphere,<br>2. clean water,<br>3. wildlife refuge  |
| 1. Clean water,<br>2. low population, 200 ft per lot,<br>3. north woods character  |
| 1. Natural beauty,<br>2. clear water and<br>3. shoreline preservation  |
| 1. Place to quietly enjoy nature<br>2. Place to feel at peace<br>3. Enjoyment of family and friends  |

**Q21 - List the three most important things that need to happen on the Spider Chain in the next 2 to 5 years. (150 words or fewer) (n=116)**

|  |
|--|
| <b>List the three most important things that need to happen on the Spider Chain in the next 2 to 5 years (n=113)</b>   |
| 1. Maintain current state in the same manner as always. No new restrictions on property owners<br>2. Maintain water level<br>3. Investigate bass population. Appears to be too many. |
| 1. Reduce the amount of algae<br>2. Enforce skiing hours<br>3. Encourage homeowners on ways to protect the lake  |

|   |
|---|
| <ol style="list-style-type: none"> <li>1. Decreasing invasive species</li> <li>2. Place to go on the lake to eat and drink</li> <li>3. Maintain natural beauty</li> </ol>   |
| <ol style="list-style-type: none"> <li>1. Protect the beauty of the lake</li> <li>2. Keep the water healthy</li> <li>3. Need some bar and restaurant businesses</li> </ol>  |
| <ol style="list-style-type: none"> <li>1. Protect the lake from invasive plants</li> <li>2. Improve the walleye population</li> <li>3. Maintain the SCLA organization to protect and manage the lake</li> </ol>   |
| <ol style="list-style-type: none"> <li>1. Keep invasive species out.</li> <li>2. Reduce chemicals that create algae blooms</li> <li>3. Increase fishing quality</li> </ol>  |
| <ol style="list-style-type: none"> <li>1. Increase speed hours</li> <li>2. Protect loons</li> <li>3. Boat cleaning</li> </ol>   |
| <ol style="list-style-type: none"> <li>1. Invasive species diligence</li> </ol>   |
| <ol style="list-style-type: none"> <li>1. Continued conservation - no new development</li> <li>2. Focus on improving fish habitat</li> </ol>  |
| <ol style="list-style-type: none"> <li>1, Maintain water quality</li> <li>2. Maintain peace and tranquility</li> <li>3. Reduce noise and light pollution from residences who play loud music and every light on and humming, and annoying air conditioners, lawn mowers, blowers, weed eaters, and generators.</li> </ol>   |
| <ol style="list-style-type: none"> <li>1. Growing the muskie and walleye fishery (i.e., stocking, fish population management)</li> <li>2. Diminishing the restrictions, policies and control by the SCLA</li> <li>3. New leadership on the SCLA</li> </ol>  |
| <ol style="list-style-type: none"> <li>1. Expand water sports hours, we love to fish and realistically no one is fishing in the late afternoon</li> <li>2. Set up washing areas at the landings. We never take our boats out of the lake once they are in for the season, but many day trippers do.</li> <li>3. Work on SLC becoming a better fishery.</li> <li>4. Cell phone tower needed - can't even call 911. That is not safe at all!</li> </ol> |
| <ol style="list-style-type: none"> <li>1. Current waterskiing hours should expand to 12 noon - 5 pm</li> <li>2. Let me build a fire pit within 50' of the shoreline</li> <li>3. Reduce building restrictions</li> </ol>   |
| <ol style="list-style-type: none"> <li>1. The lake needs to be stocked with good species of fish</li> <li>2. People should be able to manicure their yards up to the lake and not having weeds</li> <li>3. Need businesses around the lake so you can get food, beverages, and gas.</li> </ol>  |
| <ol style="list-style-type: none"> <li>1. Keep quiet hours</li> <li>2. No new building</li> </ol>   |
| <ol style="list-style-type: none"> <li>1. No new developments or homes that are so visible across the lakes. Restrict/enforce view corridor and doc area restrictions</li> <li>2. Water quality</li> <li>3. Stop loud watercraft and those that damage the shorelines with their wakes.</li> </ol>  |
| <ol style="list-style-type: none"> <li>1. Watch for invasive plants</li> <li>2. Watch the lake level</li> <li>3. Maintain quality of water</li> </ol>   |
| <ol style="list-style-type: none"> <li>1. Need to have Murphy road and the surrounding roads ATV accessible.</li> </ol>   |
| <ol style="list-style-type: none"> <li>1. Allow the "many" to make decisions instead of the "few"</li> </ol>  |
| <ol style="list-style-type: none"> <li>1. Eliminate the Northern Pike that were mistakenly introduced and have nearly destroyed these previously pure Musky lakes.</li> </ol>   |
| <ol style="list-style-type: none"> <li>1. Nothing</li> </ol>  |

|  |
|--|
| <ol style="list-style-type: none"> <li>1. Education and vigilant monitoring of invasive species, septic, shoreline/riparian mgt, boat speeds, building codes, etc.</li> <li>2. Restore amenities for food/bev/gas</li> <li>3. Eliminate the 'few' who see themselves as "privileged", Spider Lake owners who want to shut the door no that I have my piece of paradise." This is a Democracy. Thank you for asking.</li> </ol>   |
| <ol style="list-style-type: none"> <li>1. Better launching for boats in and out</li> <li>2. Better parking at Heinemann Landing</li> <li>3. Less government involvement</li> </ol>   |
| <ol style="list-style-type: none"> <li>1. Keep the invasive species out of the water (lake).</li> <li>2. Keep the water quality as high as possible.</li> <li>3. Keep the natural land undeveloped.</li> </ol>   |
| <ol style="list-style-type: none"> <li>1. Broad band internet</li> <li>2. Eliminate invasive species and prevent new ones from arriving.</li> </ol>  |
| <ol style="list-style-type: none"> <li>1. Increase fish stock</li> <li>2. Reduce unnecessary boating restrictions</li> <li>3. Increase amenities on the lake (i.e., resorts, food, bait) like it was 30 years ago. The lake was much better with these amenities.</li> </ol>   |
| <ol style="list-style-type: none"> <li>1. Increased stocking of walleyes</li> <li>2. Keep invasive plants out of the Chain, by installing pressure washing stations</li> <li>3. Get Northern population down</li> </ol>  |
| <ol style="list-style-type: none"> <li>1. Generally satisfied with build/property restrictions as they currently are and do not seek further change.</li> <li>2. Would welcome development of restaurant/bar/fuel business focused on boaters that would be child-friendly, but don't feel like the population is large enough to support it. Would be opposed to development that would increase the population on the lake. Also, don't feel that fall/winter/spring activities and lake population during those months could support a restaurant/bar/fuel business even if it had taxpayer funding.</li> </ol> |
| <ol style="list-style-type: none"> <li>1. The "Protect spider lake group" needs to change.... meaning they need to be more inclusive of people who are doing things that they don't like. This will bring more peace and unity to the area.</li> <li>2. We need to keep out invasive species.</li> </ol>   |
| <ol style="list-style-type: none"> <li>1. I really don't know the steps to take for the future but am encouraged by its members who are board members and willing to guide the rest of us to preserving the lakes quality and health.</li> </ol>   |
| <ol style="list-style-type: none"> <li>1. Being vigilant about keeping invasive species out of the lake.</li> <li>2. Maintaining restrictions on water activity to keep lake somewhat quiet and reduce shoreline erosion.</li> <li>3. Continue efforts to keep the lake pristine and a welcoming space for wildlife.</li> </ol>  |
| <ol style="list-style-type: none"> <li>1. Prevent/control invasives Protect shoreline Continue Boat landing monitoring</li> </ol>  |
| <ol style="list-style-type: none"> <li>1. Maintain value of lake experience by ensuring continued balance of boating, swimming, fishing while providing for kayaking and appreciation of natural beauty. Fight against all efforts to make this a "Quiet"lake.</li> <li>2. Maintain vigilance against invasive species and other environmental degradation.</li> <li>3. Prevent overbuilding or other efforts to increase population density.</li> </ol>   |
| <ol style="list-style-type: none"> <li>1. Control of invasive species</li> <li>2. Continue water quality vigilance</li> <li>3. Continue protection of habitats for loons, otters, eagles</li> </ol>  |
| <ol style="list-style-type: none"> <li>1. Boat cleaning station</li> <li>2. Reduce number of docks limit owners to one dock only</li> <li>3. Light pollution</li> </ol>  |
| <ol style="list-style-type: none"> <li>1. Maintain water quality.</li> <li>2. Respect for other's property and lives on the lake and land.</li> <li>3. Reduction of noise. I hear motors running constantly and not just from the engines of boats. Lawn mowers, leaf blowers, weed eaters, chainsaws, heavy machinery, air conditioners, ATVs, jet skis, generators are humming and rumbling day and night.</li> <li>4. Let the Northwoods be the north woods.</li> </ol>   |

|   |
|---|
| <ol style="list-style-type: none"> <li>1. Improve Marking of water hazards (gravel/shallow spots)</li> <li>2. Changing waterskiing/tubing hours to 11:00 - 5:00. This seems to be a good compromise to allow for a better balance between recreational boating and a quiet lakes appeal.</li> <li>3. Maintaining channel navigation, including during dryer years.</li> </ol>   |
| <ol style="list-style-type: none"> <li>1. Maintenance of current zoning restrictions.</li> <li>2. Slightly lower water levels to slow the tremendous erosion rates. Islands like steamboat have nearly disappeared in my life time which is incredibly fast geologically speaking.</li> <li>3. Historically, the lake level was lower-- before it was damned. Lastly, prevention of invasive species. There seems to be a new snail now that I've never seen before. ....</li> </ol>  |
| <ol style="list-style-type: none"> <li>1) Keep shoreline footage building restrictions in place. If we lose the feel of the chain, it will lose its attraction, plus more cabins could decrease water quality.</li> <li>2) Continued vigilance of invasive species and all threats to land/water quality.</li> <li>3) Consider limits on day use with power boats.</li> </ol>   |
| <ol style="list-style-type: none"> <li>1. Preserve current ordinances,</li> <li>2. get community to observe ordinances,</li> <li>3. fight invasive species</li> </ol>   |
| <ol style="list-style-type: none"> <li>1. Change the direction of the current Spider Lake Board.</li> <li>2. Maintain and enforce current rules that make Spider Lake Chain so desirable.</li> <li>3. Continue to monitor lake for water quality and invasive species.</li> </ol>   |
| See above   |
| <ol style="list-style-type: none"> <li>1. Keep invasive species out Northern Pike population reduction</li> <li>2. Be nice to eliminate walleye spearing in spring</li> </ol>   |
| <ol style="list-style-type: none"> <li>1. Maintain a sense of peace and quiet,</li> <li>2. keep the water as clean as possible,</li> <li>3. protect the environment</li> </ol>  |
| <ol style="list-style-type: none"> <li>1. Continued control of invasive species</li> <li>2. Monitoring of fish species</li> <li>3. Eradication of northerns in our chain.</li> </ol>  |
| <ol style="list-style-type: none"> <li>1. Protect, maintain and possibly strengthen the current shoreline ordinances in the Town of Spider Lake in order to fulfill the SCLA mission to "preserve and protect".</li> <li>2. Strengthen/increase, the monitoring efforts at the boat landings, including boat washes to prevent AIS...we should establish a "zero tolerance" goal for the prevention of AIS.</li> <li>3. Continue to improve SCLA's fund raising efforts for its endowment and AIS prevention costs. Note--Begin a "Night Sky Initiative" to keep the sky dark--it is consistent with your Mission.</li> </ol> |
| <ol style="list-style-type: none"> <li>1. Create sustainable funding to retain pristine water.</li> <li>2. Get more members to secure engagement and funding needed.</li> </ol>   |
| <ol style="list-style-type: none"> <li>1. Control invasive plants and other species.</li> <li>2. Control water usage and boat volume and speeds.</li> <li>3. High speeds for large periods of the day detract from use of kayaks, stand up paddle boards and swimming</li> </ol>  |
| <ol style="list-style-type: none"> <li>1. Continue control of invasive species.</li> </ol>  |
| <ol style="list-style-type: none"> <li>1. Prevent increased oversight of the activities and used of the property and lake.</li> <li>2. Removal of northern pikes in the lakes!!!</li> <li>3. Continue fight against invasive species in the lake.</li> </ol>  |
| <ol style="list-style-type: none"> <li>1. Remain vigilant in all areas of protection for lake water and surrounding areas.</li> </ol>   |
| <ol style="list-style-type: none"> <li>1. Keep the 1967 lake comprehensive plan intact.</li> <li>2. Keep the quality of the lake healthy.</li> <li>3. Think of the next generation.</li> </ol>  |
| <p>#1 Invasive Species management.<br/> #2 Continue Boat Ramp monitoring.<br/> #3 Continue Resource Outreach/Education activities.</p>  |

|   |
|---|
| <ol style="list-style-type: none"> <li>1. Maintain current zoning</li> <li>2. Reduce or at least limit the use of wake boats to protect shorelines</li> <li>3. Prevent the entry of additional invasive species into the lakes</li> </ol>   |
| <ol style="list-style-type: none"> <li>1. Keep invasive species out</li> <li>2. Keep lake quiet</li> <li>3. Eliminate light pollution</li> </ol>  |
| <ol style="list-style-type: none"> <li>1. Protect against invasive species (milfoil),</li> <li>2. limit development,</li> <li>3. increase protection fund via annual due increase above \$25.</li> </ol>  |
| <ol style="list-style-type: none"> <li>1. Expand the water sports time.</li> <li>2. Let people be.</li> </ol>   |
| <ol style="list-style-type: none"> <li>1. Would like to see commercial/bright lighting banned.</li> <li>2. No ATVs.</li> <li>3. Enforce the quiet hours/speed limits.</li> </ol>  |
| <ol style="list-style-type: none"> <li>1. Keep out milfoil and zebra mussels</li> <li>2. Encourage healthful shorelines, including less mowing to the shoreline</li> <li>3. Better education/enforcement of lake rules, e.g. wake rules on Fawn Lake, hours for waterskiing, etc.</li> </ol>  |
| <ol style="list-style-type: none"> <li>1. We think it is important to continue to keep the Association strong through good leadership.</li> <li>2. We also think it is time to find new blood to carry on the established direction.</li> </ol>   |
| <ol style="list-style-type: none"> <li>1. make sure development and use of our lake and surrounding area do not get out of hand.</li> <li>2. keeping things quiet and natural.</li> </ol>   |
| <ol style="list-style-type: none"> <li>1. Wake boat regulation/education is essential to preserve the shoreline and protect the quality of our water. The waves are also very dangerous to smaller watercraft.</li> <li>2. Natural vegetation and shoreline buffer zones should be promoted through education.</li> <li>3. Protect our ordinance that requires 200 feet of frontage for all properties fronting on the Spider Chain of Lakes.</li> </ol>  |
| <ol style="list-style-type: none"> <li>1) Maintain our large watershed and healthy lakes by minimizing development and restricting commercial activities (e.g. - promote conservation easements, restrict construction of multiunit residential buildings, prohibit marinas, etc...);</li> <li>2) Maintain the current Town of Spider Lake ordinances that protect and preserve the north woods character - especially the shoreline ordinances requiring a MINIMUM property shoreline of 200 feet;</li> <li>3) Create a financially sustainable Spider Chain of Lakes Association by completing the original fundraising goal of raising \$800,000 for the Endowment and \$400,000 for the Emergency Operating Reserve.</li> </ol> |
| <ol style="list-style-type: none"> <li>1. Reduce shoreline erosion</li> <li>2. Prevent AIS from getting established in Spider Chain</li> <li>3. Support 1-2 locally owned food establishments with lake access</li> </ol>   |
| <ol style="list-style-type: none"> <li>1. The three most important things that need to happen on the Spider Chain in the next 2 to 5 years is to maintain the right of the public to access these public waters,</li> <li>2. continue the focus on preventing introduction of invasives while maintaining the right of the public to access the lake, and</li> <li>3. continue the push to fully fund the endowment to be able to react when invasives do appear.</li> </ol>  |
| <ol style="list-style-type: none"> <li>1. The waterskiing/wakeboarding and the impact on the shoreline need to be addressed.</li> </ol>   |
| <ol style="list-style-type: none"> <li>1. Control invasive species introduction</li> <li>2. Maintain or increase environmental policies</li> <li>3. Prepare for impact of Climate change</li> </ol>   |
| <ol style="list-style-type: none"> <li>1. improve / increase loon nesting sites,</li> <li>2. eliminate / reduce the number of buoys which detract from the lake's natural appearance,</li> <li>3. better enforcement of existing boating regulation(s)</li> </ol>   |
| <ol style="list-style-type: none"> <li>1. Maintain water quality through plantings and restrictions</li> <li>2. Bigger fish!</li> <li>3. Keep the lake activity in the summer to what it is now and restrict snowmobiles in the winter</li> </ol>   |

|   |
|---|
| <ol style="list-style-type: none"> <li>1. limit lawns with fertilizer close to lake</li> <li>2. work on invasive species</li> <li>3. continued stock more walleye and muskies</li> </ol>  |
| <ol style="list-style-type: none"> <li>1. We need enforcement of the existing ordinances</li> <li>2. We need to create a noise ordinance on and off of water</li> <li>3. We need to hire our own constable to enforce safety issues such as speed and noise</li> </ol>  |
| <ol style="list-style-type: none"> <li>1. Elect Town Chair and Supervisors willing to perpetuate and enforce TOSL zoning.</li> <li>2. Continue to rigorously monitor for AIS and monitor boats at the landings.</li> <li>3. Achieve and exceed the SCLA Protect &amp; Preserve Endowment Fund targets</li> </ol>  |
| <ol style="list-style-type: none"> <li>1. Expand the water sport hours!! They are too short to enjoy the variety of things that can be done. The lake seems to be turning a bit and there more and more young families with kids. It is dangerous to force all water sport activities out on the water at the same time. Especially when there are only a few spots conducive for tubing, skiing, surfing, etc... The current hours unfairly favor those that don't enjoy that type of recreation. Having the hours expanded would spread out the amount of people enjoying the lake in that way at one time, making it safer.</li> <li>2. Restock the lake with more walleye each year. Extended growth, 100,000 each year.</li> <li>3. Some options for dining. It would also be nice to have a small marina for gas and other conveniences.</li> </ol> |
| <ol style="list-style-type: none"> <li>1. Get rid of the wake boats,</li> <li>2. monitor boats entering the lake and</li> <li>3. again, get rid of the wake boats!</li> </ol>   |
| <ol style="list-style-type: none"> <li>1. Stop the arguing when people don't get their way. It's God's lake, he owns it.</li> </ol>   |
| <ol style="list-style-type: none"> <li>1. Maintain healthy lake with no invasive species.</li> </ol>  |
| <ol style="list-style-type: none"> <li>1. Water Quality</li> </ol>  |
| <p>Gosh, I don't know. I just love everything so much!</p> <ol style="list-style-type: none"> <li>1. Thanks to all who are trying to get rid of the invasive plants.</li> <li>2. We have been so impressed with the commitment of the SCLA board members.</li> </ol>  |
| <ol style="list-style-type: none"> <li>1. Complete water quality plans</li> <li>2. Reinstate walleye stocking</li> <li>3. Support existing zoning provisions in the Town of Spider Lake</li> </ol>  |
| <ol style="list-style-type: none"> <li>1. Expand the water-skiing hours, hopefully that will break up the over use (too many users at one time) by spreading it out.</li> <li>2. Listen to all property owners, not just the full-time residents which many don't even have property on the lake.</li> <li>3. Embrace some changes and inclusiveness. Almost all owners were renters at some time or another.</li> </ol>  |
| <ol style="list-style-type: none"> <li>1. Protection of environment/lake quality through continued monitoring and education</li> <li>2. Growth of SCOLA to continue mission</li> </ol>  |
| <ol style="list-style-type: none"> <li>1. 4pm ski time vs 3pm.</li> <li>2. Access to golf course bar and restaurant now that Timber Bay is closed</li> <li>3. Continue Invasive species monitoring</li> </ol>   |
| <ol style="list-style-type: none"> <li>1. Reduction of pike population</li> <li>2. Easier entrance to clear lake</li> <li>3. Less weeds in North Lake</li> </ol>  |
| <ol style="list-style-type: none"> <li>1. Preserve the current character of the lake</li> <li>2. Continue to support nature on the lake</li> <li>3. Prevent invasive species of plants</li> </ol>   |
| <ol style="list-style-type: none"> <li>1. Open 'fast hours' on holiday weekends to 10-4 to reduce pressure</li> <li>2. Fund enforcement (or stop talking about) 10mph rule</li> <li>3. Increase surveys for AIS so earliest action can be taken</li> </ol>  |
| <ol style="list-style-type: none"> <li>1. Enforce existing water regulations,</li> <li>2. regulate wake boats and</li> <li>3. increase maximum boat speed outside of 11a-3p from 10mph to 15mph</li> </ol>  |

|   |
|---|
| <ol style="list-style-type: none"> <li>1. Continue to monitor and reduce invasive species,</li> <li>2. preserve and protect water quality and</li> <li>3. the wilderness.</li> </ol>  |
| <ol style="list-style-type: none"> <li>1. less motorized use,</li> <li>2. water and road invasive species controlled</li> <li>3. keep lakeshore limits so we don't turn into the Dells shoreline with so many houses</li> </ol>   |
| <ol style="list-style-type: none"> <li>1. Maintain our shoreline zoning within reason, but allow reasonable repairs to existing homes and cabins,</li> <li>2. continue to monitor the landing, and</li> <li>3. continuing to monitor invasives.</li> </ol>  |
| <ol style="list-style-type: none"> <li>1. Food and gas on the lake,</li> <li>2. Control of aquatic species,</li> <li>3. Beautification of lake roadsides i.e. Removal of dead trees and debris, wildflowers etc.</li> </ol>   |
| <ol style="list-style-type: none"> <li>1. Better fish stocking program with lake association input.</li> <li>2. Boat wash station</li> <li>3. Better enforcement of quiet lake rules</li> </ol>   |
| <ol style="list-style-type: none"> <li>1. Invasive species control</li> <li>2. Expanded time for waterskiing. When the guidelines were adopted, there weren't as many choices. 12-4 or 11-4 would still leave plenty of time for peaceful relaxation. It would be a good compromise for everyone.</li> <li>3. Increasing the number and size of fish stocked in the lake.</li> </ol>  |
| <ol style="list-style-type: none"> <li>1. Protect from invasive species</li> <li>2. Find a way to enforce boating speed restrictions</li> <li>3. Get rid of newly enacted rules re ATV usage and revert back to former rules</li> </ol>   |
| <ol style="list-style-type: none"> <li>1) keep Eurasian milfoil out</li> <li>2) restrict the building of multiple condos that would increase pop on the lake</li> <li>3) change water skiing hours to 10:00-6:00 (lake would be peaceful in morning and evening and still allow for water activities</li> <li>4) look into restricting of RBOs</li> </ol>   |
| <ol style="list-style-type: none"> <li>1. Plan to address invasive species</li> <li>2. Funding and reserving funds for that plan.</li> <li>3. Creating a science-based approach for management of the lake.</li> </ol>  |
| <ol style="list-style-type: none"> <li>1. Keep water quality - no milfoil.</li> <li>2. Educate homeowners on shoreline, boating regulations, water skiing hours, educate homeowners on dangers of fireworks on the lake.</li> </ol>   |
| <ol style="list-style-type: none"> <li>1. Keep things that are currently in place.</li> <li>2. Stricter enforcement of water skiing and jet skiing rules and regulations</li> <li>3. Keep the monitors at the boat landings</li> </ol>  |
| <ol style="list-style-type: none"> <li>1. Maintain the undeveloped sections of the shoreline. It would be nice to eliminate light pollution on the lake; bright street lights and outside lights that can be seen from the lake.</li> <li>2. Protect the lake from invasive species of plants and animals.</li> <li>3. Maintain the quiet nature of the lake and shoreline.</li> </ol>                                      |
| <ol style="list-style-type: none"> <li>1. Maintain and protect the lake by preventing the town board from changing rules and ordinances.</li> <li>2. Reduce speed of boats during the quiet time- fishing boats do not follow the rules, it seems that only water skiers follow the rules.</li> <li>3. Prevent over development of the lake and prevent the building of event centers, condos, and more rentals.</li> </ol> |
| <ol style="list-style-type: none"> <li>1. Noise restrictions on boat sound systems</li> <li>2. Get the Pike out</li> </ol>  |
| <ol style="list-style-type: none"> <li>1. Educate property owners about maintaining property in a way that respects the quality of the environment. i.e. best practices for lawn maintenance (or not), desirable landscaping options, etc.</li> <li>2. Educate all who come to the area about the quiet lake rules and consider ways to enforce them.</li> <li>3. Maintain water quality.</li> </ol>                        |



|   |
|---|
| <ol style="list-style-type: none"> <li>1. Sustaining and preserving the historical Northwoods perspective and beauty and peacefulness of the lakes.</li> <li>2. Stricter building codes to minimize the building of massive trophy homes. They are obscene and have no place on the Spider Chain of Lakes.</li> <li>3. Prohibit the large and offensive blow up unicorns and pink flamingos.</li> </ol>   |
| <ol style="list-style-type: none"> <li>1. Less politics.</li> <li>2. A township study on flood insurance.</li> <li>3. Maintaining the peacefulness.</li> </ol>  |
| <ol style="list-style-type: none"> <li>1. Banning jet skis,</li> <li>2. reducing water sports and</li> <li>3. increasing native plants</li> </ol>   |
| <ol style="list-style-type: none"> <li>1. Keep invasives in check.</li> <li>2. Reduce jet ski traffic.</li> <li>3. Maintain fire awareness.</li> </ol>  |
| <p>1. That the community surrounding the chain learns to accept a balance of preservation of the natural beauty, respecting property rights and the economic benefits related to visitors and tourists. Many of the questions on this survey tend to indicate divisive non-chain related issues. What in the world does the use of ATV's have to do with water quality or lake ecology. Stick to the preservation of the water quality and invasive species issues and stop getting in to politics of the township. Otherwise you've lost your purpose.</p> |
| <ol style="list-style-type: none"> <li>1. IT IS ESSENTIAL THAT WE END THE CONTENTION AND DIVISIVENESS AND REBUILD OUR SENSE OF COMMUNITY AND COMMITMENT TO EACH OTHER!</li> <li>2. We continue to preserve and protect the health and beauty of our lakes... While always keeping in mind that:</li> <li>3. The Spider Chain of Lakes is a gift of nature; none of us owns it, and none of us has the right to prevent others from enjoying its beauty!</li> </ol>  |
| <ol style="list-style-type: none"> <li>1. Maintain lake cleanliness,</li> <li>2. add another hour or two to skiing so it's not so busy when it's confined to 4 hours,</li> <li>3. hopefully a bar/restaurant comes back in operation!</li> </ol>  |
| <ol style="list-style-type: none"> <li>1. Keep Checking water quality,</li> <li>2. more inclusive activities of the whole spider chain lakes, besides big spider and little spider the other adjoining lakes should be renamed, that should have a new spider name that designates they belong to the spider chain of lakes</li> </ol>  |
| <ol style="list-style-type: none"> <li>1. Keep water quality high,</li> <li>2. control invasive weeds,</li> <li>3. keep Spider Lake like it is.</li> </ol>  |
| <ol style="list-style-type: none"> <li>1. Ban wake boats</li> <li>2. Restock the Musky population.</li> <li>3. Protect the loons</li> </ol>   |
| <ol style="list-style-type: none"> <li>1. Enforcement of existing regulations regarding boating and wake zones</li> <li>2. Not allowing any properties to have traditional grass lawns</li> <li>3. Continue to monitor for invasive species</li> </ol>  |
| <ol style="list-style-type: none"> <li>1. Waterskiing hours should be expanded from 10am to 4pm. The compacted hours cause a dangerous situation on the lake with too many boats out at the exact same time. One hour on either side would alleviate that, and 10 - 11am and 3 - 4pm are not prime fishing hours.</li> </ol>  |